



## 2025 Country profile

# Pakistan

## World ranking

22 of 152 countries ▲ 12

## Asia ranking

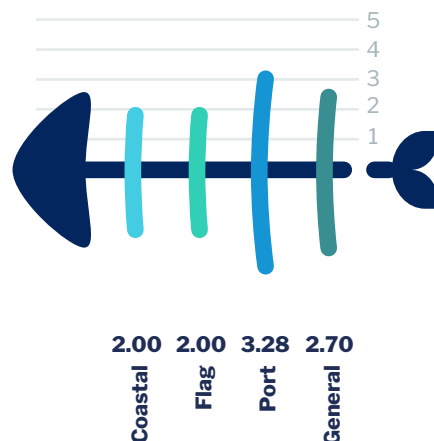
8 of 20 countries

## West Indian Ocean ranking

7 of 24 countries ▲ 3

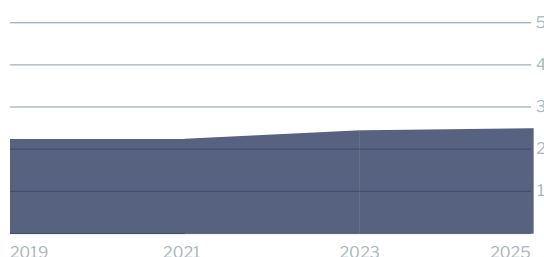
2025  
IUU  
Score

2.52

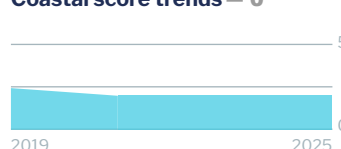


## IUU score trends

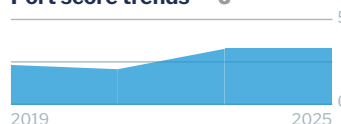
2023 - 2025 change ▲ 0.07



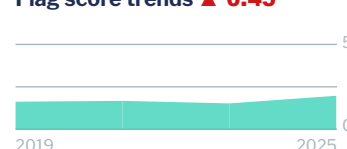
## Coastal score trends — 0




## Port score trends — 0



## Flag score trends ▲ 0.45



## General score trends ▼ 0.10



Note: Higher scores closer to 5, and ranks closer to 1, indicate worse/poor performance. Green or red arrows show change in 2025 compared to 2023

## Coastal score

 2.00 — 0

### Coastal score by vulnerability

 2.33 — 0

## Related Indicators

	2025	2023	2023-2025 change	2021
Size of EEZ	3.0	3.0	— 0	3.0
Agreement over all maritime boundaries	5.0*	5.0	— 0	5.0
Dependency on fish for protein	1.0	1.0	— 0	1.0
Authorise foreign vessels to operate in EEZ	1.0*	1.0	— 0	1.0

\* indicates that scores from an older version of the Index have been used due to 2025 data not being available.

### Coastal score by prevalence

 2.60 — 0

Has MSC-certified fisheries	5.0	5.0	— 0	5.0
Views of MCS practitioners on coastal compliance incidents	1.0	1.0	— 0	1.0

### Coastal score by response

 1.00 — 0

Coastal State is contracting party or cooperating non-contracting party to all relevant RFMOs	1.0	1.0	— 0	1.0
Operate a national VMS/FMC centre	1.0*	1.0	— 0	1.0

\* indicates that scores from an older version of the Index have been used due to 2025 data not being available.

**Flag score** **2.00** ▲ **0.45**


**Flag score by vulnerability** **1.00** — 0


Related Indicators	2025	2023	2023-2025 change	2021
Distant water vessels on RFMO RAVs	1.0	1.0	— 0	1.0
Distant water vessels under several RFMOs	not available	not applicable		not applicable

**Flag score by prevalence** **1.33** ▲ **0.33**

Vessels on IUU lists	1.0	1.0	— 0	1.0
View of fisheries observers on flag state compliance incidents	1.0	1.0	— 0	1.0
Views of MCS practitioners on flag state compliance incidents	2.0	1.0	▲ 1.0	1.0

**Flag score by response** **3.13** ▲ **0.75**

Accepted FAO Compliance Agreement	not available	not applicable		not applicable
Registered vessels with foreign or unknown ownership 	1.0	1.0	— 0	1.0
Provision of vessel data for inclusion in Global Record	5.0	5.0	— 0	5.0
Compliance with RFMO flag state obligations	4.0	2.0	▲ 2.0	3.0
Flag State is contracting party or cooperating non-contracting party to all relevant RFMOs	1.0	1.0	— 0	1.0

 Indicator “Authorised vessel data provided to FAO HSVAR” used in 2019 was changed to “Registered vessels with foreign or unknown ownership” from 2021.

**Port score** **3.28** — 0

**Port score by vulnerability** **4.00** — 0

Related Indicators	2025	2023	2023-2025 change	2021
Number of fishing ports	3.0*	3.0	— 0	3.0
Port visits by foreign fishing or carrier vessels	5.0*	5.0	— 0	5.0

**Port score by prevalence** **1.00** — 0

Views of MCS practitioners on port compliance incidents	1.0	1.0	— 0	1.0
View of fisheries observers on port compliance incidents	1.0	1.0	— 0	1.0

\* Indicates that scores from an older version of the Index have been used due to 2025 data not being available.

**Port score by response** 4.63 – 0

Related Indicators	2025	2023	2023-2025 change	2021
Party to the PSMA	5.0	5.0	– 0	5.0
Designated ports specified for entry by foreign vessels	5.0*	5.0	– 0	1.0
Compliance with RFMO port state obligations	4.0	4.0	– 0	1.0

\* indicates that scores from an older version of the Index have been used due to 2025 data not being available.

**General score** 2.70 ▼ 0.10**General score by vulnerability** 3.33 – 0

Related Indicators	2025	2023	2019-2021 change	2021
Trade balance for fisheries products	5.0	5.0	– 0	5.0
Share of global imports	1.0	1.0	– 0	1.0
Perception of levels of corruption	4.0	4.0	– 0	4.0
Gross national income per capita	5.0	5.0	– 0	5.0
Volume of catches	1.0	1.0	– 0	1.0

**General score by prevalence** 1.00 ▼ 0.43

Carded' under the EU IUU Regulation	1.0	1.0	– 0	1.0
Identified' by NOAA for IUU fishing	1.0	1.0	– 0	1.0
Mentions of IUU fishing in media reports	1.0	2.0	▼ 1.0	1.0

**General score by response** 3.14 – 0

Mandatory vessel tracking for commercial seagoing fleet	1.0*	1.0	– 0	1.0
Demand for MSC products	5.0	5.0	– 0	5.0
Ratification/accession of UNCLOS Convention	1.0	1.0	– 0	1.0
Ratification/accession of UNFSA	5.0	5.0	– 0	5.0
Mentions in media reports to combatting IUU fishing	4.0	4.0	– 0	5.0
Have a NPOA-IUU	5.0*	5.0	– 0	5.0
Market State is contracting party or cooperating non-contracting party to relevant RFMOs	1.0	1.0	– 0	1.0

\* indicates that scores from an older version of the Index have been used due to 2025 data not being available.