

2023 Country profile

# Yemen


**World ranking**  
3 of 152 countries ▲ 2

**Middle East**  
1 of 15 countries

**West Indian Ocean ranking**  
1 of 22 countries ▲ 1

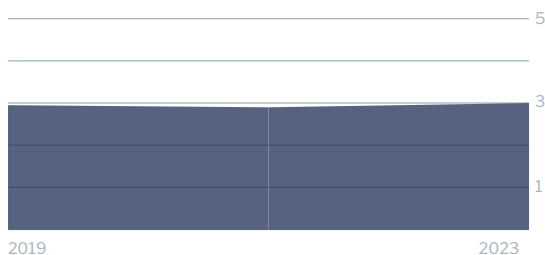
2023  
IIU  
Score

**2.99**

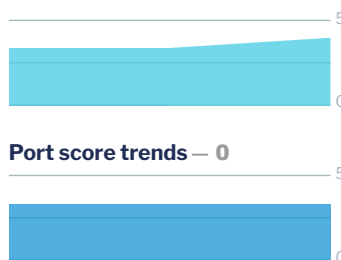


**IIU score trends**

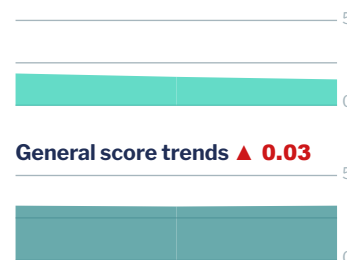
2021 - 2023 change ▲ 0.10



**Coastal score trends ▲ 0.62**




**Flag score trends ▼ 0.15**



**Port score trends — 0**



**General score trends ▲ 0.03**



Note: Higher scores, and ranks closer to 1, indicate worse/poor performance. Green or red arrows show change in 2023 compared to 2021.

## Coastal score **4.00** ▲ 0.62

### Coastal score by vulnerability **4.00** — 0

Related Indicators	2023	2021	2021-2023 change	2019
Size of EEZ	4.0	4.0	— 0	4.0
Agreement over all maritime boundaries	5.0*	5.0	— 0	5.0
Dependency on fish for protein	1.0	1.0	— 0	1.0
Authorise foreign vessels to operate in EEZ	5.0	5.0	— 0	5.0

\* indicates that scores from the 2021 version of the Index have been used due to 2023 data not being available

### Coastal score by prevalence **3.80** ▲ 1.20

Related Indicators	2023	2021	2021-2023 change	2019
Has MSC-certified fisheries	5.0	5.0	— 0	5.0
Views of MCS practitioners on coastal compliance incidents	3.0	1.0	▲ 2.0	1.0

### Coastal score by response **4.20** ▲ 0.80

Related Indicators	2023	2021	2021-2023 change	2019
Coastal State is contracting party or cooperating non-contracting party to all relevant RFMOs	3.0	1.0	▲ 2.0	1.0
Operate a national VMS/FMC centre	5.0*	5.0	— 0	5.0

\* indicates that scores from the 2021 version of the Index have been used due to 2023 data not being available

**Flag score** 1.55 ▼ **0.15**


**Flag score by vulnerability** 1.00 – 0

Related Indicators	2023	2021	2021-2023 change	2019
Distant water vessels on RFMO RAVs	1.0	1.0	– 0	1.0
Distant water vessels under several RFMOs	not applicable	not applicable		not applicable

**Flag score by prevalence** 1.00 – 0

Vessels on IUU lists	1.0	1.0	– 0	1.0
View of fisheries observers on flag state compliance incidents	1.0	1.0	– 0	1.0
Views of MCS practitioners on flag state compliance incidents	1.0	1.0	– 0	1.0

**Flag score by response** 2.38 ▼ **0.37**

Accepted FAO Compliance Agreement	not applicable	not applicable		not applicable
Registered vessels with foreign or unknown ownership 	1.0	1.0	– 0	not available
Provision of vessel data for inclusion in Global Record	5.0	5.0	– 0	5.0
Compliance with RFMO flag state obligations	2.0	3.0	▼ 1.0	4.0
Flag State is contracting party or cooperating non-contracting party to all relevant RFMOs	1.0	1.0	– 0	1.0

 Indicator “Authorised vessel data provided to FAO HSVAR” used in 2019 has changed to “Registered vessels with foreign or unknown ownership” since 2021.

**Port score** 3.28 – 0

**Port score by vulnerability** 4.00 – 0

Related Indicators	2023	2021	2021-2023 change	2019
Number of fishing ports	3.0	3.0	– 0	3.0
Port visits by foreign fishing or carrier vessels	5.0*	5.0	– 0	5.0

**Port score by prevalence** 1.00 – 0

Views of MCS practitioners on port compliance incidents	1.0	1.0	– 0	1.0
View of fisheries observers on port compliance incidents	1.0	1.0	– 0	1.0

\* Indicates that scores from the 2021 version of the Index have been used due to 2023 data not being available

## Port score by response 4.63 – 0

Related Indicators	2023	2021	2019-2021 change	2019
Party to the PSMA	5.0	5.0	– 0	5.0
Designated ports specified for entry by foreign vessels	5.0	5.0	– 0	5.0
Compliance with RFMO port state obligations	4.0	4.0	– 0	4.0

## General score 3.23 ▲ 0.03

### General score by vulnerability 3.56 ▲ 0.12

Related Indicators	2023	2021	2019-2021 change	2019
Trade balance for fisheries products	4.0	3.0	▲ 1.0	4.0
Share of global imports	1.0	1.0	– 0	1.0
Perception of levels of corruption	5.0	5.0	– 0	5.0
Gross national income per capita	5.0	5.0	– 0	5.0
Volume of catches	1.0	1.0	– 0	1.0

### General score by prevalence 1.00 – 0

Carded' under the EU IUU Regulation	1.0	1.0	– 0	1.0
Identified' by NOAA for IUU fishing	1.0	1.0	– 0	1.0
Mentions of IUU fishing in media reports	1.0	1.0	– 0	1.0

### General score by response 4.14 – 0

Mandatory vessel tracking for commercial seagoing fleet	5.0 <sup>*</sup>	5.0	– 0	5.0
Demand for MSC products	5.0	5.0	– 0	5.0
Ratification/accession of UNCLOS Convention	1.0	1.0	– 0	1.0
Ratification/accession of UNFSA	5.0	5.0	– 0	5.0
Mentions in media reports to combatting IUU fishing	5.0	5.0	– 0	5.0
Have a NPOA-IUU	5.0 <sup>*</sup>	5.0	– 0	5.0
Market State is contracting party or cooperating non-contracting party to relevant RFMOs	1.0	1.0	– 0	1.0

<sup>\*</sup> indicates that scores from the 2021 version of the Index have been used due to 2023 data not being available