

2023 Country profile

Vanuatu


World ranking
41 of 152 countries ▼ 21

Oceania
1 of 15 countries

Western Pacific ranking
8 of 29 countries ▼ 1

2023
IUU
Score

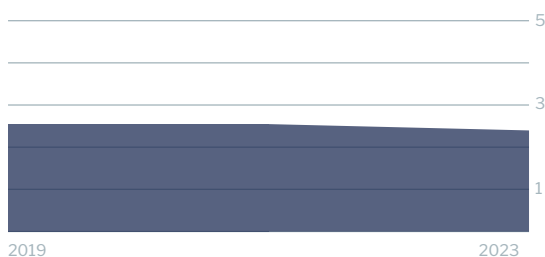
2.38



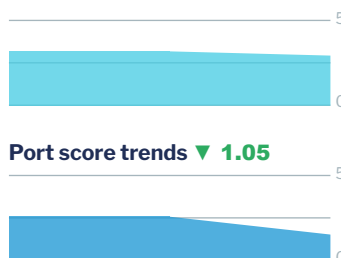
2.94 Coastal
2.88 Flag
1.56 Port
2.17 General

IUU score trends

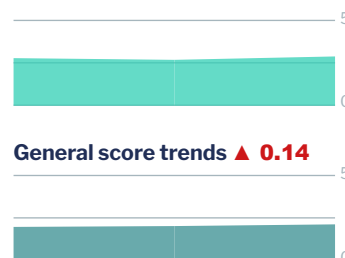
2021 - 2023 change ▼ 0.17



Coastal score trends ▼ 0.25




Flag score trends ▲ 0.17



Port score trends ▼ 1.05



General score trends ▲ 0.14



Note: Higher scores, and ranks closer to 1, indicate worse/poor performance. Green or red arrows show change in 2023 compared to 2021.

Coastal score **2.94** ▼ 0.25

Coastal score by vulnerability **4.33** ▼ 0.17

Related Indicators	2023	2021	2021-2023 change	2019
Size of EEZ	4.0	4.0	— 0	4.0
Agreement over all maritime boundaries	5.0	5.0	— 0	5.0
Dependency on fish for protein	3.0	4.0	▼ 1.0	4.0
Authorise foreign vessels to operate in EEZ	5.0	5.0	— 0	5.0

Coastal score by prevalence **3.20** ▼ 0.60

Has MSC-certified fisheries	5.0	5.0	— 0	5.0
Views of MCS practitioners on coastal compliance incidents	2.0	3.0	▼ 1.0	3.0

Coastal score by response **1.00** — 0

Coastal State is contracting party or cooperating non-contracting party to all relevant RFMOs	1.0	1.0	— 0	1.0
Operate a national VMS/FMC centre	1.0	1.0	— 0	1.0

Flag score 2.88 ▲ 0.17


Flag score by vulnerability 4.50 ▲ 0.50

Related Indicators	2023	2021	2021-2023 change	2019
Distant water vessels on RFMO RAVs	4.0	4.0	— 0	4.0
Distant water vessels under several RFMOs	5.0	4.0	▲ 1.0	5.0

Flag score by prevalence 1.67 ▼ 0.33

Vessels on IUU lists	1.0	1.0	— 0	1.0
View of fisheries observers on flag state compliance incidents	2.0	2.0	— 0	3.0
Views of MCS practitioners on flag state compliance incidents	2.0	3.0	▼ 1.0	2.0

Flag score by response 3.00 ▲ 0.44

Accepted FAO Compliance Agreement	1.0	1.0	— 0	1.0
Registered vessels with foreign or unknown ownership 	5.0	4.0	▲ 1.0	not available
Provision of vessel data for inclusion in Global Record	1.0	1.0	— 0	1.0
Compliance with RFMO flag state obligations	5.0	4.0	▲ 1.0	4.0
Flag State is contracting party or cooperating non-contracting party to all relevant RFMOs	2.0	2.0	— 0	2.0

 Indicator "Authorised vessel data provided to FAO HSVAR" used in 2019 has changed to "Registered vessels with foreign or unknown ownership" since 2021.

Port score 1.56 ▼ 1.05

Port score by vulnerability 3.50 ▲ 0.50

Related Indicators	2023	2021	2021-2023 change	2019
Number of fishing ports	2.0	1.0	▲ 1.0	1.0
Port visits by foreign fishing or carrier vessels	5.0	5.0	— 0	5.0

Port score by prevalence 1.00 — 0

Views of MCS practitioners on port compliance incidents	1.0	1.0	— 0	1.0
View of fisheries observers on port compliance incidents	1.0	1.0	— 0	2.0

Port score by response 1.00 ▼ 2.63

Related Indicators	2023	2021	2019-2021 change	2019
Party to the PSMA	1.0	1.0	— 0	1.0
Designated ports specified for entry by foreign vessels	1.0	5.0	▼ 4.0	5.0
Compliance with RFMO port state obligations	1.0	4.0	▼ 3.0	3.0

General score 2.17 ▲ 0.14

General score by vulnerability 2.78 — 0

Related Indicators	2023	2021	2019-2021 change	2019
Trade balance for fisheries products	5.0	5.0	— 0	5.0
Share of global imports	1.0	1.0	— 0	1.0
Perception of levels of corruption	3.0	3.0	— 0	3.0
Gross national income per capita	4.0	4.0	— 0	4.0
Volume of catches	1.0	1.0	— 0	1.0

General score by prevalence 1.43 — 0

Carded' under the EU IUU Regulation	1.0	1.0	— 0	1.0
Identified' by NOAA for IUU fishing	1.0	1.0	— 0	1.0
Mentions of IUU fishing in media reports	2.0	2.0	— 0	1.0

General score by response 2.14 ▲ 0.28

Mandatory vessel tracking for commercial seagoing fleet	1.0	1.0	— 0	1.0
Demand for MSC products	5.0	5.0	— 0	5.0
Ratification/accession of UNCLOS Convention	1.0	1.0	— 0	1.0
Ratification/accession of UNFSA	1.0	1.0	— 0	1.0
Mentions in media reports to combatting IUU fishing	5.0	3.0	▲ 2.0	4.0
Have a NPOA-IUU	1.0	1.0	— 0	1.0
Market State is contracting party or cooperating non-contracting party to relevant RFMOs	1.0	1.0	— 0	1.0