



2023 Country profile

# Tonga


World ranking  
139 of 152 countries ▲ 4

Oceania  
14 of 15 countries

Western Pacific ranking  
28 of 29 countries

2023 IUU Score

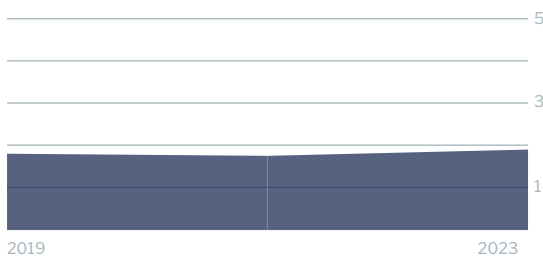
1.91




2.75 Coastal  
1.29 Flag  
2.22 Port  
1.74 General

IUU score trends


2021 - 2023 change ▲ 0.18




Coastal score trends — 0



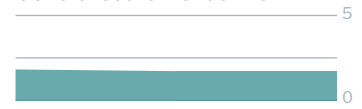
Port score trends ▲ 0.66



Flag score trends ▲ 0.12



General score trends — 0



Note: Higher scores, and ranks closer to 1, indicate worse/poor performance. Green or red arrows show change in 2023 compared to 2021.

## Coastal score

2.75

— 0

## Coastal score by vulnerability

3.67

— 0

Related Indicators

|   | 2023 | 2021 | 2021-2023 change | 2019 |
|---|------|------|------------------|------|
| Size of EEZ                                 | 4.0  | 4.0  | — 0              | 4.0  |
| Agreement over all maritime boundaries      | 1.0* | 1.0  | — 0              | 5.0  |
| Dependency on fish for protein              | 3.0  | 3.0  | — 0              | 3.0  |
| Authorise foreign vessels to operate in EEZ | 5.0  | 5.0  | — 0              | 5.0  |

\* indicates that scores from the 2021 version of the Index have been used due to 2023 data not being available

## Coastal score by prevalence

2.60

— 0

|  | 2023 | 2021 | 2021-2023 change | 2019 |
|--|------|------|------------------|------|
| Has MSC-certified fisheries                                | 5.0  | 5.0  | — 0              | 5.0  |
| Views of MCS practitioners on coastal compliance incidents | 1.0  | 1.0  | — 0              | 1.0  |

## Coastal score by response

1.80

— 0

|   | 2023 | 2021 | 2021-2023 change | 2019 |
|---|------|------|------------------|------|
| Coastal State is contracting party or cooperating non-contracting party to all relevant RFMOs | 3.0  | 3.0  | — 0              | 3.0  |
| Operate a national VMS/FMC centre   | 1.0* | 1.0  | — 0              | 1.0  |

\* indicates that scores from the 2021 version of the Index have been used due to 2023 data not being available

**Flag score** 1.29 ▲ **0.12**


**Flag score by vulnerability** 1.00 – 0

| Related Indicators                        | 2023 | 2021 | 2021-2023 change | 2019 |
|---|------|------|------------------|------|
| Distant water vessels on RFMO RAVs        | 1.0  | 1.0  | – 0              | 1.0  |
| Distant water vessels under several RFMOs | 1.0  | 1.0  | – 0              | 1.0  |

**Flag score by prevalence** 1.33 ▲ **0.33**

|  |     |     |       |     |
|--|-----|-----|-------|-----|
| Vessels on IUU lists   | 1.0 | 1.0 | – 0   | 1.0 |
| View of fisheries observers on flag state compliance incidents | 2.0 | 1.0 | ▲ 1.0 | 1.0 |
| Views of MCS practitioners on flag state compliance incidents  | 1.0 | 1.0 | – 0   | 1.0 |

**Flag score by response** 1.44 – 0

|  |     |     |     |               |
|--|-----|-----|-----|---------------|
| Accepted FAO Compliance Agreement  | 5.0 | 5.0 | – 0 | 5.0           |
| Registered vessels with foreign or unknown ownership  | 1.0 | 1.0 | – 0 | not available |
| Provision of vessel data for inclusion in Global Record  | 1.0 | 1.0 | – 0 | 1.0           |
| Compliance with RFMO flag state obligations  | 1.0 | 1.0 | – 0 | 1.0           |
| Flag State is contracting party or cooperating non-contracting party to all relevant RFMOs   | 1.0 | 1.0 | – 0 | 1.0           |

 Indicator “Authorised vessel data provided to FAO HSVAR” used in 2019 has changed to “Registered vessels with foreign or unknown ownership” since 2021.

**Port score** 2.22 ▲ **0.66**

**Port score by vulnerability** 3.50 – 0

| Related Indicators                                | 2023 | 2021 | 2021-2023 change | 2019 |
|---|------|------|------------------|------|
| Number of fishing ports                           | 2.0  | 2.0  | – 0              | 2.0  |
| Port visits by foreign fishing or carrier vessels | 5.0* | 5.0  | – 0              | 5.0  |

**Port score by prevalence** 1.00 – 0

|  |     |     |     |     |
|--|-----|-----|-----|-----|
| Views of MCS practitioners on port compliance incidents  | 1.0 | 1.0 | – 0 | 1.0 |
| View of fisheries observers on port compliance incidents | 1.0 | 1.0 | – 0 | 1.0 |

\* Indicates that scores from the 2021 version of the Index have been used due to 2023 data not being available

## Port score by response 2.50 ▲ 1.50

| Related Indicators                                      | 2023 | 2021 | 2019-2021 change | 2019 |
|---|------|------|------------------|------|
| Party to the PSMA                                       | 1.0  | 1.0  | – 0              | 1.0  |
| Designated ports specified for entry by foreign vessels | 5.0  | 1.0  | ▲ 4.0            | 1.0  |
| Compliance with RFMO port state obligations             | 1.0  | 1.0  | – 0              | 1.0  |

## General score 1.74 – 0

### General score by vulnerability 1.67 – 0

| Related Indicators                   | 2023          | 2021          | 2019-2021 change | 2019          |
|--------------------------------------|---------------|---------------|------------------|---------------|
| Trade balance for fisheries products | 1.0           | 1.0           | – 0              | 2.0           |
| Share of global imports              | 1.0           | 1.0           | – 0              | 1.0           |
| Perception of levels of corruption   | not available | not available |                  | not available |
| Gross national income per capita     | 3.0           | 3.0           | – 0              | 4.0           |
| Volume of catches                    | 1.0           | 1.0           | – 0              | 1.0           |

### General score by prevalence 1.00 – 0

|  |     |     |     |     |
|--|-----|-----|-----|-----|
| Carded' under the EU IUU Regulation      | 1.0 | 1.0 | – 0 | 1.0 |
| Identified' by NOAA for IUU fishing      | 1.0 | 1.0 | – 0 | 1.0 |
| Mentions of IUU fishing in media reports | 1.0 | 1.0 | – 0 | 1.0 |

### General score by response 2.14 – 0

|  |                  |     |     |     |
|--|------------------|-----|-----|-----|
| Mandatory vessel tracking for commercial seagoing fleet                                  | 1.0 <sup>*</sup> | 1.0 | – 0 | 1.0 |
| Demand for MSC products  | 5.0              | 5.0 | – 0 | 5.0 |
| Ratification/accession of UNCLOS Convention  | 1.0              | 1.0 | – 0 | 1.0 |
| Ratification/accession of UNFSA  | 1.0              | 1.0 | – 0 | 1.0 |
| Mentions in media reports to combatting IUU fishing                                      | 5.0              | 5.0 | – 0 | 5.0 |
| Have a NPOA-IUU  | 1.0 <sup>*</sup> | 1.0 | – 0 | 1.0 |
| Market State is contracting party or cooperating non-contracting party to relevant RFMOs | 1.0              | 1.0 | – 0 | 1.0 |

<sup>\*</sup> indicates that scores from the 2021 version of the Index have been used due to 2023 data not being available