

2023 Country profile

# Tanzania


**World ranking**  
66 of 152 countries ▲ 16

**Africa**  
23 of 38 countries ▲ 3

**West Indian Ocean ranking**  
15 of 22 countries ▲ 1

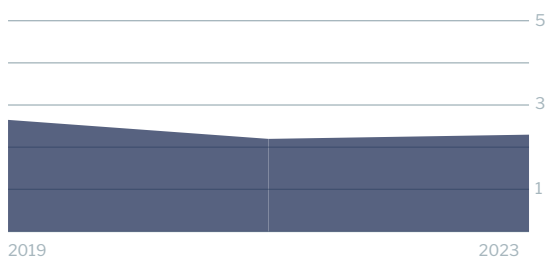
2023  
IUU  
Score

**2.31**




**2.50** **1.83** **2.78** **2.30**  
**Coastal** **Flag** **Port** **General**

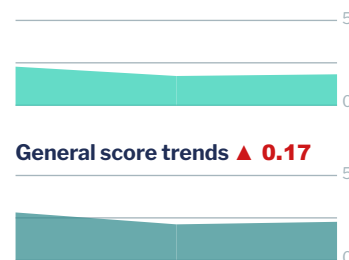
**IUU score trends**  
2021 - 2023 change ▲ 0.09



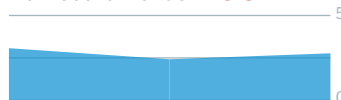
**Coastal score trends ▼ 0.31**



**Flag score trends ▲ 0.08**



**Port score trends ▲ 0.34**



**General score trends ▲ 0.17**



Note: Higher scores, and ranks closer to 1, indicate worse/poor performance. Green or red arrows show change in 2023 compared to 2021.

**Coastal score** **2.50** ▼ 0.31

**Coastal score by vulnerability** **3.00** – 0

Related Indicators	2023	2021	2021-2023 change	2019
Size of EEZ	3.0	3.0	– 0	3.0
Agreement over all maritime boundaries	1.0	1.0	– 0	1.0
Dependency on fish for protein	1.0	1.0	– 0	1.0
Authorise foreign vessels to operate in EEZ	5.0	5.0	– 0	5.0

**Coastal score by prevalence** **2.60** ▼ 1.80

Has MSC-certified fisheries	5.0	5.0	– 0	5.0
Views of MCS practitioners on coastal compliance incidents	1.0	4.0	▼ 3.0	1.0

**Coastal score by response** **1.80** ▲ 0.80

Coastal State is contracting party or cooperating non-contracting party to all relevant RFMOs	3.0	1.0	▲ 2.0	1.0
Operate a national VMS/FMC centre	1.0	1.0	– 0	1.0

**Flag score** 1.83 ▲ **0.08**


**Flag score by vulnerability** 1.00 – 0

Related Indicators	2023	2021	2021-2023 change	2019
Distant water vessels on RFMO RAVs	1.0	1.0	– 0	1.0
Distant water vessels under several RFMOs	1.0	1.0	– 0	not applicable

**Flag score by prevalence** 1.00 – 0

Vessels on IUU lists	1.0	1.0	– 0	2.0
View of fisheries observers on flag state compliance incidents	1.0	1.0	– 0	3.0
Views of MCS practitioners on flag state compliance incidents	1.0	1.0	– 0	1.0

**Flag score by response** 3.22 ▲ **0.22**

Accepted FAO Compliance Agreement	1.0	1.0	– 0	1.0
Registered vessels with foreign or unknown ownership 	5.0	5.0	– 0	5.0
Provision of vessel data for inclusion in Global Record	5.0	5.0	– 0	5.0
Compliance with RFMO flag state obligations	3.0	3.0	– 0	3.0
Flag State is contracting party or cooperating non-contracting party to all relevant RFMOs	2.0	1.0	▲ 1.0	1.0

 Indicator “Authorised vessel data provided to FAO HSVAR” used in 2019 has changed to “Registered vessels with foreign or unknown ownership” since 2021.

**Port score** 2.78 ▲ **0.34**

**Port score by vulnerability** 4.00 – 0

Related Indicators	2023	2021	2021-2023 change	2019
Number of fishing ports	3.0	3.0	– 0	3.0
Port visits by foreign fishing or carrier vessels	5.0	5.0	– 0	5.0

**Port score by prevalence** 2.00 ▼ **1.00**

Views of MCS practitioners on port compliance incidents	1.0	3.0	▼ 2.0	1.0
View of fisheries observers on port compliance incidents	1.0	1.0	– 0	1.0

## Port score by response 3.50 ▲ 1.50

Related Indicators	2023	2021	2019-2021 change	2019
Party to the PSMA	5.0	5.0	– 0	5.0
Designated ports specified for entry by foreign vessels	5.0	1.0	▲ 4.0	5.0
Compliance with RFMO port state obligations	1.0	1.0	– 0	3.0

## General score 2.30 ▲ 0.17

### General score by vulnerability 3.33 ▲ 0.11

Related Indicators	2023	2021	2019-2021 change	2019
Trade balance for fisheries products	5.0	4.0	▲ 1.0	4.0
Share of global imports	1.0	1.0	– 0	1.0
Perception of levels of corruption	4.0	4.0	– 0	4.0
Gross national income per capita	5.0	5.0	– 0	5.0
Volume of catches	1.0	1.0	– 0	1.0

### General score by prevalence 1.00 – 0

Carded' under the EU IUU Regulation	1.0	1.0	– 0	1.0
Identified' by NOAA for IUU fishing	1.0	1.0	– 0	1.0
Mentions of IUU fishing in media reports	1.0	1.0	– 0	2.0

### General score by response 2.29 ▲ 0.29

Mandatory vessel tracking for commercial seagoing fleet	1.0	1.0	– 0	1.0
Demand for MSC products	5.0	5.0	– 0	5.0
Ratification/accession of UNCLOS Convention	1.0	1.0	– 0	5.0
Ratification/accession of UNFSA	5.0	5.0	– 0	5.0
Mentions in media reports to combatting IUU fishing	4.0	2.0	▲ 2.0	3.0
Have a NPOA-IUU	1.0	1.0	– 0	5.0
Market State is contracting party or cooperating non-contracting party to relevant RFMOs	1.0	1.0	– 0	1.0