

2023 Country profile

Spain


World ranking
21 of 152 countries ▲ 3

Europe
3 of 31 countries

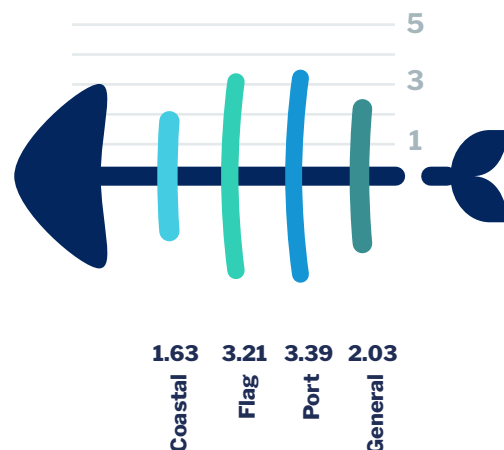
East Atlantic ranking
3 of 41 countries ▲ 3

Mediterranean & Black Sea ranking
5 of 26 countries ▼ 1


IIU score trends
2021 - 2023 change ▲ 0.03



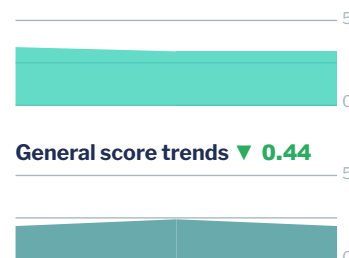
2023
IIU
Score
2.56



Coastal score trends ▼ 0.12



Flag score trends – 0



Port score trends ▲ 0.95



General score trends ▼ 0.44



Note: Higher scores, and ranks closer to 1, indicate worse/poor performance. Green or red arrows show change in 2023 compared to 2021.

Coastal score **1.63** ▼ 0.12

Coastal score by vulnerability **2.67** – 0

Related Indicators	2023	2021	2021-2023 change	2019
Size of EEZ	4.0	4.0	– 0	4.0
Agreement over all maritime boundaries	1.0*	1.0	– 0	5.0
Dependency on fish for protein	5.0	5.0	– 0	5.0
Authorise foreign vessels to operate in EEZ	1.0	1.0	– 0	not available

* indicates that scores from the 2021 version of the Index have been used due to 2023 data not being available

Coastal score by prevalence **1.00** ▼ 0.40

Has MSC-certified fisheries	1.0	2.0	▼ 1.0	1.0
Views of MCS practitioners on coastal compliance incidents	1.0	1.0	– 0	1.0

Coastal score by response **1.00** – 0

Coastal State is contracting party or cooperating non-contracting party to all relevant RFMOs	1.0	1.0	– 0	1.0
Operate a national VMS/FMC centre	1.0*	1.0	– 0	1.0

* indicates that scores from the 2021 version of the Index have been used due to 2023 data not being available

Flag score 3.21 – 0


Flag score by vulnerability 5.00 – 0


Related Indicators	2023	2021	2021-2023 change	2019
Distant water vessels on RFMO RAVs	5.0	5.0	– 0	5.0
Distant water vessels under several RFMOs	5.0	5.0	– 0	5.0

Flag score by prevalence 2.67 – 0

Vessels on IUU lists	1.0	1.0	– 0	1.0
View of fisheries observers on flag state compliance incidents	3.0	4.0	▼ 1.0	4.0
Views of MCS practitioners on flag state compliance incidents	4.0	3.0	▲ 1.0	5.0

Flag score by response 2.56 – 0

Accepted FAO Compliance Agreement	1.0	1.0	– 0	1.0
Registered vessels with foreign or unknown ownership 	3.0	3.0	– 0	3.0
Provision of vessel data for inclusion in Global Record	1.0	1.0	– 0	1.0
Compliance with RFMO flag state obligations	5.0	5.0	– 0	5.0
Flag State is contracting party or cooperating non-contracting party to all relevant RFMOs	1.0	1.0	– 0	1.0

 Indicator “Authorised vessel data provided to FAO HsVAR” used in 2019 has changed to “Registered vessels with foreign or unknown ownership” since 2021.

Port score 3.39 ▲ 0.95

Port score by vulnerability 5.00 ▲ 0.50

Related Indicators	2023	2021	2021-2023 change	2019
Number of fishing ports	5.0	4.0	▲ 1.0	4.0
Port visits by foreign fishing or carrier vessels	5.0*	5.0	– 0	5.0

Port score by prevalence 2.00 ▲ 1.50

Views of MCS practitioners on port compliance incidents	2.0	3.0	▼ 1.0	1.0
View of fisheries observers on port compliance incidents	5.0	1.0	▲ 4.0	2.0

* Indicates that scores from the 2021 version of the Index have been used due to 2023 data not being available



Port score by response 2.50 ▲ 0.75

Related Indicators	2023	2021	2019-2021 change	2019
Party to the PSMA	1.0	1.0	— 0	1.0
Designated ports specified for entry by foreign vessels	1.0	1.0	— 0	1.0
Compliance with RFMO port state obligations	5.0	3.0	▲ 2.0	5.0

General score 2.03 ▼ 0.44

General score by vulnerability 2.44 ▲ 0.11

Related Indicators	2023	2021	2019-2021 change	2019
Trade balance for fisheries products	2.0	2.0	— 0	2.0
Share of global imports	5.0	5.0	— 0	5.0
Perception of levels of corruption	3.0	2.0	▲ 1.0	3.0
Gross national income per capita	1.0	1.0	— 0	1.0
Volume of catches	2.0	3.0	▼ 1.0	3.0

General score by prevalence 1.00 ▼ 0.86

Carded' under the EU IUU Regulation	1.0	1.0	— 0	1.0
Identified' by NOAA for IUU fishing	1.0	1.0	— 0	1.0
Mentions of IUU fishing in media reports	1.0	3.0	▼ 2.0	4.0

General score by response 2.29 ▼ 0.57

Mandatory vessel tracking for commercial seagoing fleet	1.0 [*]	1.0	— 0	1.0
Demand for MSC products	3.0	4.0	▼ 1.0	4.0
Ratification/accession of UNCLOS Convention	1.0	1.0	— 0	1.0
Ratification/accession of UNFSA	1.0	1.0	— 0	1.0
Mentions in media reports to combatting IUU fishing	2.0	5.0	▼ 3.0	2.0
Have a NPOA-IUU	5.0 [*]	5.0	— 0	1.0
Market State is contracting party or cooperating non-contracting party to relevant RFMOs	1.0	1.0	— 0	1.0

^{*} indicates that scores from the 2021 version of the Index have been used due to 2023 data not being available