



2023 Country profile

# South Africa

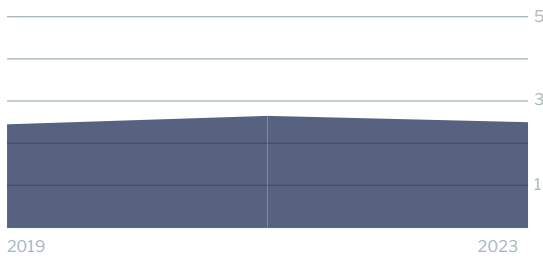
World ranking  
29 of 152 countries ▼ 16

Africa  
11 of 38 countries ▼ 6

East Atlantic ranking  
6 of 41 countries ▼ 4

West Indian Ocean ranking  
8 of 22 countries ▼ 3


IUU score trends  
2021 - 2023 change ▼ 0.14




Note: Higher scores, and ranks closer to 1, indicate worse/poor performance. Green or red arrows show change in 2023 compared to 2021.

2023 IUU Score

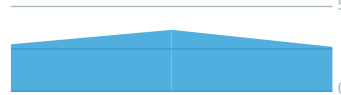
2.50



Coastal score trends ▲ 0.18




Port score trends ▼ 1.00



2.56 Coastal  
2.58 Flag  
2.67 Port  
2.30 General

Flag score trends – 0



General score trends ▲ 0.10



Coastal score **2.56** ▲ 0.18

Coastal score by vulnerability **3.00** – 0

Related Indicators	2023	2021	2021-2023 change	2019
Size of EEZ	5.0	5.0	– 0	5.0
Agreement over all maritime boundaries	5.0	5.0	– 0	5.0
Dependency on fish for protein	1.0	1.0	– 0	1.0
Authorise foreign vessels to operate in EEZ	1.0	1.0	– 0	not available

Coastal score by prevalence **2.80** ▲ 0.60

Related Indicators	2023	2021	2021-2023 change	2019
Has MSC-certified fisheries	4.0	4.0	– 0	4.0
Views of MCS practitioners on coastal compliance incidents	2.0	1.0	▲ 1.0	2.0

Coastal score by response **1.80** – 0

Related Indicators	2023	2021	2021-2023 change	2019
Coastal State is contracting party or cooperating non-contracting party to all relevant RFMOs	3.0	3.0	– 0	3.0
Operate a national VMS/FMC centre	1.0	1.0	– 0	1.0

# Flag score 2.58 – 0

## Flag score by vulnerability 4.00 ▼ 0.50

Related Indicators	2023	2021	2021-2023 change	2019
Distant water vessels on RFMO RAVs	4.0	4.0	– 0	4.0
Distant water vessels under several RFMOs	4.0	5.0	▼ 1.0	5.0

## Flag score by prevalence 1.33 ▲ 0.33

Vessels on IUU lists	2.0	1.0	▲ 1.0	1.0
View of fisheries observers on flag state compliance incidents	1.0	1.0	– 0	1.0
Views of MCS practitioners on flag state compliance incidents	1.0	1.0	– 0	1.0

## Flag score by response 2.89 – 0

Accepted FAO Compliance Agreement	5.0	5.0	– 0	5.0
Registered vessels with foreign or unknown ownership 	2.0	2.0	– 0	not available
Provision of vessel data for inclusion in Global Record	1.0	1.0	– 0	1.0
Compliance with RFMO flag state obligations	5.0	5.0	– 0	4.0
Flag State is contracting party or cooperating non-contracting party to all relevant RFMOs	1.0	1.0	– 0	1.0

 Indicator “Authorised vessel data provided to FAO HSVAR” used in 2019 has changed to “Registered vessels with foreign or unknown ownership” since 2021.

# Port score 2.67 ▼ 1.00

## Port score by vulnerability 4.00 – 0

Related Indicators	2023	2021	2021-2023 change	2019
Number of fishing ports	3.0	3.0	– 0	3.0
Port visits by foreign fishing or carrier vessels	5.0	5.0	– 0	5.0

## Port score by prevalence 3.00 ▼ 1.00

Views of MCS practitioners on port compliance incidents	2.0	5.0	▼ 3.0	3.0
View of fisheries observers on port compliance incidents	2.0	1.0	▲ 1.0	1.0



**Port score by response** 2.50 ▼ 1.50

Related Indicators	2023	2021	2019-2021 change	2019
Party to the PSMA	1.0	1.0	— 0	1.0
Designated ports specified for entry by foreign vessels	1.0	5.0	▼ 4.0	not applicable
Compliance with RFMO port state obligations	5.0	5.0	— 0	4.0

**General score** 2.30 ▲ 0.10

**General score by vulnerability** 2.44 ▲ 0.11

Related Indicators	2023	2021	2019-2021 change	2019
Trade balance for fisheries products	2.0	1.0	▲ 1.0	2.0
Share of global imports	1.0	1.0	— 0	1.0
Perception of levels of corruption	3.0	3.0	— 0	3.0
Gross national income per capita	3.0	3.0	— 0	3.0
Volume of catches	2.0	2.0	— 0	2.0

**General score by prevalence** 1.00 ▼ 0.86

Carded' under the EU IUU Regulation	1.0	1.0	— 0	1.0
Identified' by NOAA for IUU fishing	1.0	1.0	— 0	1.0
Mentions of IUU fishing in media reports	1.0	3.0	▼ 2.0	3.0

**General score by response** 2.86 ▲ 0.57

Mandatory vessel tracking for commercial seagoing fleet	1.0	1.0	— 0	1.0
Demand for MSC products	4.0	3.0	▲ 1.0	3.0
Ratification/accession of UNCLOS Convention	1.0	1.0	— 0	1.0
Ratification/accession of UNFSA	1.0	1.0	— 0	1.0
Mentions in media reports to combatting IUU fishing	5.0	2.0	▲ 3.0	3.0
Have a NPOA-IUU	5.0	5.0	— 0	not available
Market State is contracting party or cooperating non-contracting party to relevant RFMOs	1.0	1.0	— 0	1.0