

2023 Country profile

Slovenia


World ranking
143 of 152 countries ▼ 6

Europe
25 of 31 countries ▼ 5

Mediterranean & Black Sea ranking
24 of 26 countries ▼ 1

2023
IUU
Score

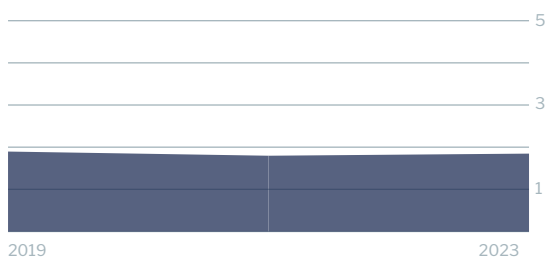
1.86



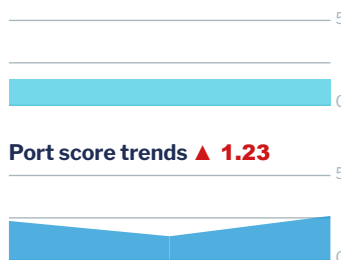
1.56 Coastal
1.35 Flag
2.67 Port
1.93 General

IUU score trends

2021 - 2023 change ▲ 0.05



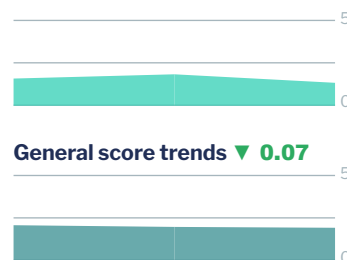
Coastal score trends — 0




Port score trends ▲ 1.23



Flag score trends ▼ 0.52



General score trends ▼ 0.07



Note: Higher scores, and ranks closer to 1, indicate worse/poor performance. Green or red arrows show change in 2023 compared to 2021.

Coastal score **1.56** — 0

Coastal score by vulnerability **1.17** — 0

Related Indicators	2023	2021	2021-2023 change	2019
Size of EEZ	1.0	1.0	— 0	1.0
Agreement over all maritime boundaries	1.0	1.0	— 0	1.0
Dependency on fish for protein	2.0	2.0	— 0	2.0
Authorise foreign vessels to operate in EEZ	1.0	1.0	— 0	1.0

Coastal score by prevalence **2.60** — 0

Has MSC-certified fisheries	5.0	5.0	— 0	5.0
Views of MCS practitioners on coastal compliance incidents	1.0	1.0	— 0	1.0

Coastal score by response **1.00** — 0

Coastal State is contracting party or cooperating non-contracting party to all relevant RFMOs	1.0	1.0	— 0	1.0
Operate a national VMS/FMC centre	1.0	1.0	— 0	1.0

Flag score 1.35 ▼ **0.52**


Flag score by vulnerability 1.00 ▼ **2.00**

Related Indicators	2023	2021	2021-2023 change	2019
Distant water vessels on RFMO RAVs	1.0	4.0	▼ 3.0	1.0
Distant water vessels under several RFMOs	1.0	2.0	▼ 1.0	1.0

Flag score by prevalence 1.00 – 0

Vessels on IUU lists	1.0	1.0	– 0	1.0
View of fisheries observers on flag state compliance incidents	1.0	1.0	– 0	1.0
Views of MCS practitioners on flag state compliance incidents	1.0	1.0	– 0	1.0

Flag score by response 2.00 – 0

Accepted FAO Compliance Agreement	1.0	1.0	– 0	1.0
Registered vessels with foreign or unknown ownership 	not available	not available		4.0
Provision of vessel data for inclusion in Global Record	5.0	5.0	– 0	5.0
Compliance with RFMO flag state obligations	1.0	1.0	– 0	2.0
Flag State is contracting party or cooperating non-contracting party to all relevant RFMOs	1.0	1.0	– 0	1.0

 Indicator “Authorised vessel data provided to FAO HSVAR” used in 2019 has changed to “Registered vessels with foreign or unknown ownership” since 2021.

Port score 2.67 ▲ **1.23**

Port score by vulnerability 4.00 ▲ **2.00**

Related Indicators	2023	2021	2021-2023 change	2019
Number of fishing ports	3.0	3.0	– 0	3.0
Port visits by foreign fishing or carrier vessels	5.0	1.0	▲ 4.0	5.0

Port score by prevalence -

Views of MCS practitioners on port compliance incidents	1.0	not applicable		1.0
View of fisheries observers on port compliance incidents	1.0	not applicable		1.0

Port score by response 3.25 ▲ 2.25

Related Indicators	2023	2021	2019-2021 change	2019
Party to the PSMA	1.0	1.0	— 0	1.0
Designated ports specified for entry by foreign vessels	5.0	not applicable		5.0
Compliance with RFMO port state obligations	3.0	1.0	▲ 2.0	1.0

General score 1.93 ▼ 0.07

General score by vulnerability 1.89 — 0

Related Indicators	2023	2021	2019-2021 change	2019
Trade balance for fisheries products	3.0	3.0	— 0	3.0
Share of global imports	1.0	1.0	— 0	1.0
Perception of levels of corruption	3.0	3.0	— 0	2.0
Gross national income per capita	1.0	1.0	— 0	2.0
Volume of catches	1.0	1.0	— 0	1.0

General score by prevalence 1.00 — 0

Carded' under the EU IUU Regulation	1.0	1.0	— 0	1.0
Identified' by NOAA for IUU fishing	1.0	1.0	— 0	1.0
Mentions of IUU fishing in media reports	1.0	1.0	— 0	1.0

General score by response 2.43 ▼ 0.14

Mandatory vessel tracking for commercial seagoing fleet	1.0	1.0	— 0	1.0
Demand for MSC products	1.0	2.0	▼ 1.0	4.0
Ratification/accession of UNCLOS Convention	1.0	1.0	— 0	1.0
Ratification/accession of UNFSA	1.0	1.0	— 0	1.0
Mentions in media reports to combatting IUU fishing	5.0	5.0	— 0	5.0
Have a NPOA-IUU	5.0	5.0	— 0	5.0
Market State is contracting party or cooperating non-contracting party to relevant RFMOs	1.0	1.0	— 0	1.0