

2023 Country profile

Senegal


World ranking
27 of 152 countries ▲ 33

Africa
10 of 38 countries ▲ 11

East Atlantic ranking
5 of 41 countries ▲ 10

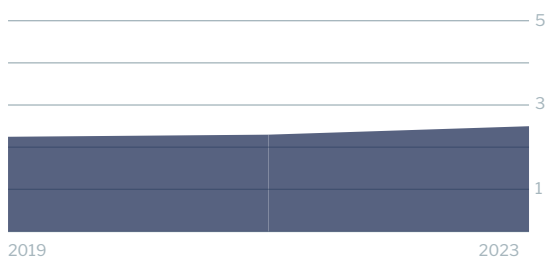
2023
IUU
Score

2.51




2.69 Coastal
2.38 Flag
2.72 Port
2.40 General

IUU score trends
2021 - 2023 change ▲ 0.20




Coastal score trends — 0



Port score trends ▲ 0.66



Flag score trends ▲ 0.25



General score trends — 0



Note: Higher scores, and ranks closer to 1, indicate worse/poor performance. Green or red arrows show change in 2023 compared to 2021.

Coastal score **2.69** — 0

Coastal score by vulnerability **3.17** — 0

Related Indicators	2023	2021	2021-2023 change	2019
Size of EEZ	3.0	3.0	— 0	3.0
Agreement over all maritime boundaries	1.0	1.0	— 0	5.0
Dependency on fish for protein	2.0	2.0	— 0	3.0
Authorise foreign vessels to operate in EEZ	5.0	5.0	— 0	5.0

Coastal score by prevalence **3.80** — 0

Has MSC-certified fisheries	5.0	5.0	— 0	5.0
Views of MCS practitioners on coastal compliance incidents	3.0	3.0	— 0	1.0

Coastal score by response **1.00** — 0

Coastal State is contracting party or cooperating non-contracting party to all relevant RFMOs	1.0	1.0	— 0	1.0
Operate a national VMS/FMC centre	1.0	1.0	— 0	1.0

Flag score 2.38 ▲ 0.25


Flag score by vulnerability 1.50 – 0

Related Indicators	2023	2021	2021-2023 change	2019
Distant water vessels on RFMO RAVs	2.0	2.0	– 0	2.0
Distant water vessels under several RFMOs	1.0	1.0	– 0	1.0

Flag score by prevalence 1.67 – 0

Vessels on IUU lists	1.0	1.0	– 0	1.0
View of fisheries observers on flag state compliance incidents	1.0	1.0	– 0	1.0
Views of MCS practitioners on flag state compliance incidents	3.0	3.0	– 0	2.0

Flag score by response 3.67 ▲ 0.67

Accepted FAO Compliance Agreement	1.0	1.0	– 0	1.0
Registered vessels with foreign or unknown ownership 	5.0	5.0	– 0	5.0
Provision of vessel data for inclusion in Global Record	5.0	5.0	– 0	5.0
Compliance with RFMO flag state obligations	5.0	3.0	▲ 2.0	5.0
Flag State is contracting party or cooperating non-contracting party to all relevant RFMOs	1.0	1.0	– 0	1.0

 Indicator “Authorised vessel data provided to FAO HSVAR” used in 2019 has changed to “Registered vessels with foreign or unknown ownership” since 2021.

Port score 2.72 ▲ 0.66

Port score by vulnerability 3.50 – 0

Related Indicators	2023	2021	2021-2023 change	2019
Number of fishing ports	2.0	2.0	– 0	2.0
Port visits by foreign fishing or carrier vessels	5.0	5.0	– 0	5.0

Port score by prevalence 2.50 – 0

Views of MCS practitioners on port compliance incidents	4.0	4.0	– 0	1.0
View of fisheries observers on port compliance incidents	1.0	1.0	– 0	1.0

Port score by response 2.50 ▲ 1.50

Related Indicators	2023	2021	2019-2021 change	2019
Party to the PSMA	1.0	1.0	— 0	1.0
Designated ports specified for entry by foreign vessels	5.0	1.0	▲ 4.0	1.0
Compliance with RFMO port state obligations	1.0	1.0	— 0	1.0

General score 2.40 — 0

General score by vulnerability 3.22 — 0

Related Indicators	2023	2021	2019-2021 change	2019
Trade balance for fisheries products	5.0	5.0	— 0	5.0
Share of global imports	1.0	1.0	— 0	1.0
Perception of levels of corruption	3.0	3.0	— 0	3.0
Gross national income per capita	5.0	5.0	— 0	5.0
Volume of catches	2.0	2.0	— 0	2.0

General score by prevalence 1.86 — 0

Carded' under the EU IUU Regulation	1.0	1.0	— 0	1.0
Identified' by NOAA for IUU fishing	4.0	1.0	▲ 3.0	1.0
Mentions of IUU fishing in media reports	1.0	3.0	▼ 2.0	4.0

General score by response 2.14 — 0

Mandatory vessel tracking for commercial seagoing fleet	1.0	1.0	— 0	1.0
Demand for MSC products	5.0	5.0	— 0	5.0
Ratification/accession of UNCLOS Convention	1.0	1.0	— 0	1.0
Ratification/accession of UNFSA	1.0	1.0	— 0	1.0
Mentions in media reports to combatting IUU fishing	5.0	5.0	— 0	4.0
Have a NPOA-IUU	1.0	1.0	— 0	1.0
Market State is contracting party or cooperating non-contracting party to relevant RFMOs	1.0	1.0	— 0	1.0