

2023 Country profile


Saint Kitts & Nevis

World ranking
91 of 152 countries ▲ 15

Caribbean & Central America
15 of 21 countries ▲ 3


West Atlantic ranking
20 of 29 countries ▲ 4

IUU score trends
2021 - 2023 change ▲ 0.08




2023
IUU
Score

2.17



2.94 Coastal
1.47 Flag
2.60 Port
1.93 General


Coastal score trends — 0



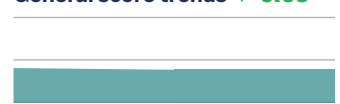
Port score trends ▲ 0.93



Flag score trends ▼ 0.20



General score trends ▼ 0.03



Note: Higher scores, and ranks closer to 1, indicate worse/poor performance. Green or red arrows show change in 2023 compared to 2021.

Coastal score **2.94** — 0

Coastal score by vulnerability **2.17** — 0

Related Indicators	2023	2021	2021-2023 change	2019
Size of EEZ	1.0	1.0	— 0	1.0
Agreement over all maritime boundaries	5.0	5.0	— 0	5.0
Dependency on fish for protein	4.0	4.0	— 0	4.0
Authorise foreign vessels to operate in EEZ	1.0	1.0	— 0	1.0

Coastal score by prevalence **2.60** — 0

Has MSC-certified fisheries	5.0	5.0	— 0	5.0
Views of MCS practitioners on coastal compliance incidents	1.0	1.0	— 0	1.0

Coastal score by response **4.20** — 0

Coastal State is contracting party or cooperating non-contracting party to all relevant RFMOs	3.0	3.0	— 0	3.0
Operate a national VMS/FMC centre	5.0	5.0	— 0	5.0

Flag score 1.47 ▼ **0.20**


Flag score by vulnerability 1.00 – 0

Related Indicators	2023	2021	2021-2023 change	2019
Distant water vessels on RFMO RAVs	1.0	1.0	– 0	1.0
Distant water vessels under several RFMOs	not applicable	not applicable		1.0

Flag score by prevalence 1.00 – 0

Vessels on IUU lists	1.0	1.0	– 0	1.0
View of fisheries observers on flag state compliance incidents	1.0	1.0	– 0	1.0
Views of MCS practitioners on flag state compliance incidents	1.0	1.0	– 0	1.0

Flag score by response 2.60 ▼ **0.40**

Accepted FAO Compliance Agreement	1.0	1.0	– 0	1.0
Registered vessels with foreign or unknown ownership 	not available	5.0		5.0
Provision of vessel data for inclusion in Global Record	5.0	5.0	– 0	5.0
Compliance with RFMO flag state obligations	not applicable	not applicable		not applicable
Flag State is contracting party or cooperating non-contracting party to all relevant RFMOs	1.0	1.0	– 0	1.0

 Indicator “Authorised vessel data provided to FAO HSVAR” used in 2019 has changed to “Registered vessels with foreign or unknown ownership” since 2021.

Port score 2.60 ▲ **0.93**

Port score by vulnerability 4.00 ▲ **2.00**

Related Indicators	2023	2021	2021-2023 change	2019
Number of fishing ports	3.0	3.0	– 0	3.0
Port visits by foreign fishing or carrier vessels	5.0	1.0	▲ 4.0	5.0

Port score by prevalence -

Views of MCS practitioners on port compliance incidents	1.0	not applicable		1.0
View of fisheries observers on port compliance incidents	1.0	not applicable		1.0



Port score by response 3.40 ▲ 2.40

Related Indicators	2023	2021	2019-2021 change	2019
Party to the PSMA	1.0	1.0	— 0	1.0
Designated ports specified for entry by foreign vessels	5.0	not applicable		1.0
Compliance with RFMO port state obligations	not applicable	not applicable		not applicable

General score 1.93 ▼ 0.03

General score by vulnerability 1.83 ▼ 0.17

Related Indicators	2023	2021	2019-2021 change	2019
Trade balance for fisheries products	4.0	5.0	▼ 1.0	4.0
Share of global imports	1.0	1.0	— 0	1.0
Perception of levels of corruption	not available	not available		not available
Gross national income per capita	2.0	2.0	— 0	2.0
Volume of catches	1.0	1.0	— 0	1.0

General score by prevalence 1.57 — 0

Carded' under the EU IUU Regulation	3.0	3.0	— 0	3.0
Identified' by NOAA for IUU fishing	1.0	1.0	— 0	1.0
Mentions of IUU fishing in media reports	1.0	1.0	— 0	2.0

General score by response 2.14 — 0

Mandatory vessel tracking for commercial seagoing fleet	1.0	1.0	— 0	1.0
Demand for MSC products	5.0	5.0	— 0	5.0
Ratification/accession of UNCLOS Convention	1.0	1.0	— 0	1.0
Ratification/accession of UNFSA	1.0	1.0	— 0	1.0
Mentions in media reports to combatting IUU fishing	5.0	5.0	— 0	5.0
Have a NPOA-IUU	1.0	1.0	— 0	1.0
Market State is contracting party or cooperating non-contracting party to relevant RFMOs	1.0	1.0	— 0	1.0