

2023 Country profile

# Portugal


**World ranking**  
83 of 152 countries ▲ 30

**Europe**  
8 of 31 countries ▲ 3

**East Atlantic ranking**  
20 of 41 countries ▲ 6

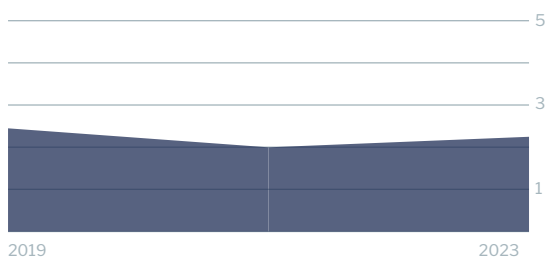
2023  
IUU  
Score

**2.25**




**2.25** Coastal  
**3.00** Flag  
**2.44** Port  
**1.53** General

**IUU score trends**  
2021 - 2023 change ▲ 0.23



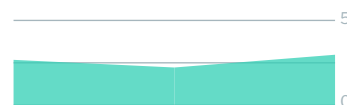
**Coastal score trends — 0**




**Port score trends ▲ 0.33**



**Flag score trends ▲ 0.75**



**General score trends ▼ 0.14**



Note: Higher scores, and ranks closer to 1, indicate worse/poor performance. Green or red arrows show change in 2023 compared to 2021.

**Coastal score** **2.25** — 0

**Coastal score by vulnerability** **3.00** — 0

Related Indicators	2023	2021	2021-2023 change	2019
Size of EEZ	5.0	5.0	— 0	5.0
Agreement over all maritime boundaries	1.0*	1.0	— 0	5.0
Dependency on fish for protein	5.0	5.0	— 0	5.0
Authorise foreign vessels to operate in EEZ	1.0	1.0	— 0	1.0

\* indicates that scores from the 2021 version of the Index have been used due to 2023 data not being available

**Coastal score by prevalence** **2.60** — 0

Has MSC-certified fisheries	5.0	5.0	— 0	5.0
Views of MCS practitioners on coastal compliance incidents	1.0	1.0	— 0	1.0

**Coastal score by response** **1.00** — 0

Coastal State is contracting party or cooperating non-contracting party to all relevant RFMOs	1.0	1.0	— 0	1.0
Operate a national VMS/FMC centre	1.0*	1.0	— 0	1.0

\* indicates that scores from the 2021 version of the Index have been used due to 2023 data not being available

**Flag score** 3.00 ▲ 0.75


**Flag score by vulnerability** 4.50 – 0

Related Indicators	2023	2021	2021-2023 change	2019
Distant water vessels on RFMO RAVs	4.0	4.0	– 0	4.0
Distant water vessels under several RFMOs	5.0	5.0	– 0	5.0

**Flag score by prevalence** 2.33 ▲ 1.33

Vessels on IUU lists	1.0	1.0	– 0	1.0
View of fisheries observers on flag state compliance incidents	4.0	1.0	▲ 3.0	2.0
Views of MCS practitioners on flag state compliance incidents	2.0	1.0	▲ 1.0	2.0

**Flag score by response** 2.67 ▲ 0.67

Accepted FAO Compliance Agreement	1.0	1.0	– 0	1.0
Registered vessels with foreign or unknown ownership 	4.0	4.0	– 0	3.0
Provision of vessel data for inclusion in Global Record	1.0	1.0	– 0	1.0
Compliance with RFMO flag state obligations	5.0	3.0	▲ 2.0	5.0
Flag State is contracting party or cooperating non-contracting party to all relevant RFMOs	1.0	1.0	– 0	1.0

 Indicator “Authorised vessel data provided to FAO HSVAR” used in 2019 has changed to “Registered vessels with foreign or unknown ownership” since 2021.

**Port score** 2.44 ▲ 0.33

**Port score by vulnerability** 4.50 – 0

Related Indicators	2023	2021	2021-2023 change	2019
Number of fishing ports	4.0	4.0	– 0	4.0
Port visits by foreign fishing or carrier vessels	5.0*	5.0	– 0	5.0

**Port score by prevalence** 1.00 ▲ 1.00

Views of MCS practitioners on port compliance incidents	1.0	1.0	– 0	1.0
View of fisheries observers on port compliance incidents	3.0	1.0	▲ 2.0	1.0

\* Indicates that scores from the 2021 version of the Index have been used due to 2023 data not being available

## Port score by response 1.75 – 0

Related Indicators	2023	2021	2019-2021 change	2019
Party to the PSMA	1.0	1.0	– 0	1.0
Designated ports specified for entry by foreign vessels	1.0	1.0	– 0	not applicable
Compliance with RFMO port state obligations	3.0	3.0	– 0	5.0

## General score 1.53 ▼ 0.14

### General score by vulnerability 1.67 ▼ 0.22

Related Indicators	2023	2021	2019-2021 change	2019
Trade balance for fisheries products	2.0	2.0	– 0	2.0
Share of global imports	3.0	3.0	– 0	3.0
Perception of levels of corruption	2.0	2.0	– 0	2.0
Gross national income per capita	1.0	2.0	▼ 1.0	2.0
Volume of catches	1.0	1.0	– 0	1.0

### General score by prevalence 1.00 – 0

Carded' under the EU IUU Regulation	1.0	1.0	– 0	1.0
Identified' by NOAA for IUU fishing	1.0	1.0	– 0	1.0
Mentions of IUU fishing in media reports	1.0	1.0	– 0	3.0

### General score by response 1.71 ▼ 0.15

Mandatory vessel tracking for commercial seagoing fleet	1.0 <sup>*</sup>	1.0	– 0	1.0
Demand for MSC products	2.0	3.0	▼ 1.0	4.0
Ratification/accession of UNCLOS Convention	1.0	1.0	– 0	1.0
Ratification/accession of UNFSA	1.0	1.0	– 0	1.0
Mentions in media reports to combatting IUU fishing	5.0	5.0	– 0	5.0
Have a NPOA-IUU	1.0 <sup>*</sup>	1.0	– 0	not available
Market State is contracting party or cooperating non-contracting party to relevant RFMOs	1.0	1.0	– 0	1.0

<sup>\*</sup> indicates that scores from the 2021 version of the Index have been used due to 2023 data not being available