

2023 Country profile

Oman


World ranking
117 of 152 countries ▼ 25

Middle East
13 of 15 countries ▼ 1

West Indian Ocean ranking
21 of 22 countries ▼ 3

2023
IUU
Score

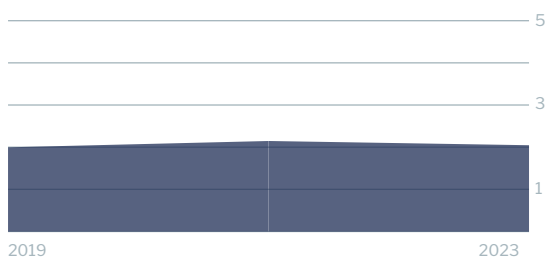
2.05



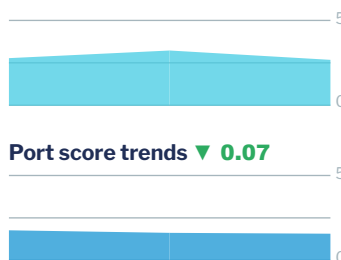
2.69 Coastal
1.92 Flag
1.60 Port
2.03 General

IUU score trends

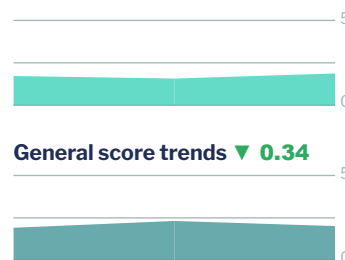
2021 - 2023 change ▼ 0.12



Coastal score trends ▼ 0.56



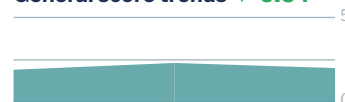
Flag score trends ▲ 0.34



Port score trends ▼ 0.07



General score trends ▼ 0.34



Note: Higher scores, and ranks closer to 1, indicate worse/poor performance. Green or red arrows show change in 2023 compared to 2021.

Coastal score **2.69** ▼ 0.56

Coastal score by vulnerability **3.67** – 0

Related Indicators	2023	2021	2021-2023 change	2019
Size of EEZ	4.0	4.0	– 0	4.0
Agreement over all maritime boundaries	1.0	1.0	– 0	5.0
Dependency on fish for protein	3.0	3.0	– 0	3.0
Authorise foreign vessels to operate in EEZ	5.0	5.0	– 0	not available

Coastal score by prevalence **3.20** ▲ 0.60

Has MSC-certified fisheries	5.0	5.0	– 0	5.0
Views of MCS practitioners on coastal compliance incidents	2.0	1.0	▲ 1.0	1.0

Coastal score by response **1.00** ▼ 2.40

Coastal State is contracting party or cooperating non-contracting party to all relevant RFMOs	1.0	1.0	– 0	1.0
Operate a national VMS/FMC centre	1.0	5.0	▼ 4.0	not available

Flag score 1.92 ▲ 0.34


Flag score by vulnerability 1.00 – 0

Related Indicators	2023	2021	2021-2023 change	2019
Distant water vessels on RFMO RAVs	1.0	1.0	– 0	1.0
Distant water vessels under several RFMOs	1.0	1.0	– 0	1.0

Flag score by prevalence 1.33 ▲ 0.33

Vessels on IUU lists	1.0	1.0	– 0	1.0
View of fisheries observers on flag state compliance incidents	1.0	1.0	– 0	1.0
Views of MCS practitioners on flag state compliance incidents	2.0	1.0	▲ 1.0	1.0

Flag score by response 3.11 ▲ 0.55

Accepted FAO Compliance Agreement	1.0	1.0	– 0	1.0
Registered vessels with foreign or unknown ownership 	3.0	1.0	▲ 2.0	5.0
Provision of vessel data for inclusion in Global Record	5.0	5.0	– 0	5.0
Compliance with RFMO flag state obligations	4.0	3.0	▲ 1.0	3.0
Flag State is contracting party or cooperating non-contracting party to all relevant RFMOs	1.0	1.0	– 0	1.0

 Indicator “Authorised vessel data provided to FAO HSVAR” used in 2019 has changed to “Registered vessels with foreign or unknown ownership” since 2021.

Port score 1.60 ▼ 0.07

Port score by vulnerability 2.50 ▼ 1.50

Related Indicators	2023	2021	2021-2023 change	2019
Number of fishing ports	4.0	3.0	▲ 1.0	3.0
Port visits by foreign fishing or carrier vessels	1.0	5.0	▼ 4.0	5.0

Port score by prevalence 1.00 ▲ 1.00

Views of MCS practitioners on port compliance incidents	2.0	1.0	▲ 1.0	1.0
View of fisheries observers on port compliance incidents	not applicable	1.0		1.0



Port score by response 1.00 – 0

Related Indicators	2023	2021	2019-2021 change	2019
Party to the PSMA	1.0	1.0	– 0	1.0
Designated ports specified for entry by foreign vessels	1.0	1.0	– 0	not applicable
Compliance with RFMO port state obligations	1.0	1.0	– 0	1.0

General score 2.03 ▼ 0.34

General score by vulnerability 2.67 ▲ 0.23

Related Indicators	2023	2021	2019-2021 change	2019
Trade balance for fisheries products	4.0	4.0	– 0	3.0
Share of global imports	1.0	1.0	– 0	1.0
Perception of levels of corruption	3.0	3.0	– 0	3.0
Gross national income per capita	2.0	2.0	– 0	2.0
Volume of catches	3.0	2.0	▲ 1.0	1.0

General score by prevalence 1.00 – 0

Carded' under the EU IUU Regulation	1.0	1.0	– 0	1.0
Identified' by NOAA for IUU fishing	1.0	1.0	– 0	1.0
Mentions of IUU fishing in media reports	1.0	1.0	– 0	1.0

General score by response 2.14 ▼ 0.86

Mandatory vessel tracking for commercial seagoing fleet	1.0	5.0	▼ 4.0	not available
Demand for MSC products	5.0	5.0	– 0	5.0
Ratification/accession of UNCLOS Convention	1.0	1.0	– 0	1.0
Ratification/accession of UNFSA	1.0	1.0	– 0	1.0
Mentions in media reports to combatting IUU fishing	5.0	5.0	– 0	5.0
Have a NPOA-IUU	1.0	1.0	– 0	1.0
Market State is contracting party or cooperating non-contracting party to relevant RFMOs	1.0	1.0	– 0	1.0