

2023 Country profile

Nicaragua

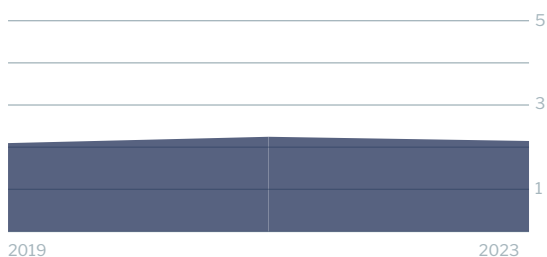
World ranking
94 of 152 countries ▼ 23

Caribbean & Central America
16 of 21 countries ▼ 4

West Atlantic ranking
21 of 29 countries ▼ 5

Eastern Pacific ranking
11 of 13 countries ▼ 3


IUU score trends
2021 - 2023 change ▼ 0.10




Note: Higher scores, and ranks closer to 1, indicate worse/poor performance. Green or red arrows show change in 2023 compared to 2021.

2023
IUU
Score

2.16




Coastal score trends — 0




Port score trends ▼ 0.89



Flag score trends — 0



General score trends ▲ 0.03



Coastal score **2.25** — 0

Coastal score by vulnerability **3.00** — 0

| Related Indicators | 2023 | 2021 | 2021-2023 change | 2019 |
|---|------|------|------------------|------|
| Size of EEZ | 3.0 | 3.0 | — 0 | 3.0 |
| Agreement over all maritime boundaries | 1.0 | 1.0 | — 0 | 1.0 |
| Dependency on fish for protein | 1.0 | 1.0 | — 0 | 1.0 |
| Authorise foreign vessels to operate in EEZ | 5.0 | 5.0 | — 0 | 5.0 |

Coastal score by prevalence **2.60** — 0

| Related Indicators | 2023 | 2021 | 2021-2023 change | 2019 |
|--|------|------|------------------|------|
| Has MSC-certified fisheries | 5.0 | 5.0 | — 0 | 5.0 |
| Views of MCS practitioners on coastal compliance incidents | 1.0 | 1.0 | — 0 | 1.0 |

Coastal score by response **1.00** — 0

| Related Indicators | 2023 | 2021 | 2021-2023 change | 2019 |
|---|------|------|------------------|------|
| Coastal State is contracting party or cooperating non-contracting party to all relevant RFMOs | 1.0 | 1.0 | — 0 | 1.0 |
| Operate a national VMS/FMC centre | 1.0 | 1.0 | — 0 | 1.0 |

Flag score 2.08 — 0


Flag score by vulnerability 2.50 — 0

| Related Indicators | 2023 | 2021 | 2021-2023 change | 2019 |
|---|------|------|------------------|------|
| Distant water vessels on RFMO RAVs | 3.0 | 3.0 | — 0 | 3.0 |
| Distant water vessels under several RFMOs | 2.0 | 2.0 | — 0 | 1.0 |

Flag score by prevalence 2.00 ▲ 1.00

| | | | | |
|--|-----|-----|-------|-----|
| Vessels on IUU lists | 4.0 | 1.0 | ▲ 3.0 | 1.0 |
| View of fisheries observers on flag state compliance incidents | 1.0 | 1.0 | — 0 | 1.0 |
| Views of MCS practitioners on flag state compliance incidents | 1.0 | 1.0 | — 0 | 1.0 |

Flag score by response 1.89 ▼ 1.00

| | | | | |
|--|-----|-----|-------|---------------|
| Accepted FAO Compliance Agreement | 5.0 | 5.0 | — 0 | 5.0 |
| Registered vessels with foreign or unknown ownership  | 5.0 | 5.0 | — 0 | not available |
| Provision of vessel data for inclusion in Global Record | 1.0 | 1.0 | — 0 | 5.0 |
| Compliance with RFMO flag state obligations | 1.0 | 4.0 | ▼ 3.0 | 1.0 |
| Flag State is contracting party or cooperating non-contracting party to all relevant RFMOs | 1.0 | 1.0 | — 0 | 1.0 |

 Indicator “Authorised vessel data provided to FAO HSVAR” used in 2019 has changed to “Registered vessels with foreign or unknown ownership” since 2021.

Port score 1.44 ▼ 0.89

Port score by vulnerability 2.00 ▼ 2.00

| Related Indicators | 2023 | 2021 | 2021-2023 change | 2019 |
|---|------|------|------------------|------|
| Number of fishing ports | 3.0 | 3.0 | — 0 | 3.0 |
| Port visits by foreign fishing or carrier vessels | 1.0 | 5.0 | ▼ 4.0 | 5.0 |

Port score by prevalence 1.00

| | | | | |
|--|----------------|-----|--|-----|
| Views of MCS practitioners on port compliance incidents | not applicable | 1.0 | | 1.0 |
| View of fisheries observers on port compliance incidents | not applicable | 1.0 | | 1.0 |



Port score by response 1.00 ▼ 1.50

| Related Indicators | 2023 | 2021 | 2019-2021 change | 2019 |
|---|----------------|------|------------------|------|
| Party to the PSMA | 1.0 | 1.0 | - 0 | 5.0 |
| Designated ports specified for entry by foreign vessels | not applicable | 5.0 | | 1.0 |
| Compliance with RFMO port state obligations | 1.0 | 1.0 | - 0 | 1.0 |

General score 2.40 ▲ 0.03

General score by vulnerability 3.44 ▲ 0.11

| Related Indicators | 2023 | 2021 | 2019-2021 change | 2019 |
|--------------------------------------|------|------|------------------|------|
| Trade balance for fisheries products | 5.0 | 5.0 | - 0 | 5.0 |
| Share of global imports | 1.0 | 1.0 | - 0 | 1.0 |
| Perception of levels of corruption | 5.0 | 4.0 | ▲ 1.0 | 4.0 |
| Gross national income per capita | 4.0 | 5.0 | ▼ 1.0 | 4.0 |
| Volume of catches | 1.0 | 1.0 | - 0 | 1.0 |

General score by prevalence 1.00 - 0

| | | | | |
|--|-----|-----|-----|-----|
| Carded' under the EU IUU Regulation | 1.0 | 1.0 | - 0 | 1.0 |
| Identified' by NOAA for IUU fishing | 1.0 | 1.0 | - 0 | 1.0 |
| Mentions of IUU fishing in media reports | 1.0 | 1.0 | - 0 | 1.0 |

General score by response 2.43 - 0

| | | | | |
|--|-----|-----|-----|-----|
| Mandatory vessel tracking for commercial seagoing fleet | 1.0 | 1.0 | - 0 | 1.0 |
| Demand for MSC products | 5.0 | 5.0 | - 0 | 5.0 |
| Ratification/accession of UNCLOS Convention | 1.0 | 1.0 | - 0 | 1.0 |
| Ratification/accession of UNFSA | 5.0 | 5.0 | - 0 | 5.0 |
| Mentions in media reports to combatting IUU fishing | 5.0 | 5.0 | - 0 | 4.0 |
| Have a NPOA-IUU | 1.0 | 1.0 | - 0 | 1.0 |
| Market State is contracting party or cooperating non-contracting party to relevant RFMOs | 1.0 | 1.0 | - 0 | 1.0 |