

2023 Country profile

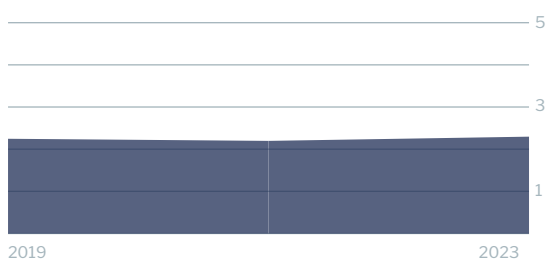
Micronesia (FS of)

World ranking
73 of 152 countries ▲ 10


Oceania
5 of 15 countries

Western Pacific ranking
16 of 29 countries ▲ 3

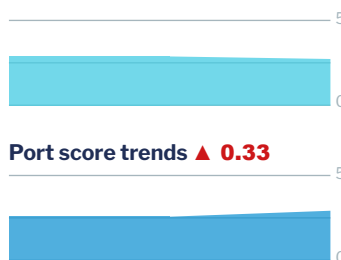
IUU score trends
2021 - 2023 change ▲ 0.08



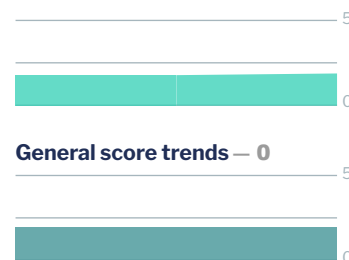
2023 IUU Score
2.29



Coastal score trends ▼ 0.13




Flag score trends ▲ 0.13



Port score trends ▲ 0.33



General score trends — 0



Note: Higher scores, and ranks closer to 1, indicate worse/poor performance. Green or red arrows show change in 2023 compared to 2021.

Coastal score **2.75** ▼ 0.13

Coastal score by vulnerability **4.33** — 0

Related Indicators	2023	2021	2021-2023 change	2019
Size of EEZ	5.0	5.0	— 0	5.0
Agreement over all maritime boundaries	1.0	1.0	— 0	1.0
Dependency on fish for protein	5.0	5.0	— 0	5.0
Authorise foreign vessels to operate in EEZ	5.0	5.0	— 0	5.0

Coastal score by prevalence **1.80** ▼ 0.40

Has MSC-certified fisheries	3.0	4.0	▼ 1.0	4.0
Views of MCS practitioners on coastal compliance incidents	1.0	1.0	— 0	1.0

Coastal score by response **1.80** — 0

Coastal State is contracting party or cooperating non-contracting party to all relevant RFMOs	3.0	3.0	— 0	3.0
Operate a national VMS/FMC centre	1.0	1.0	— 0	1.0

Flag score 1.92 ▲ **0.13**


Flag score by vulnerability 1.50 – 0

Related Indicators	2023	2021	2021-2023 change	2019
Distant water vessels on RFMO RAVs	2.0	2.0	– 0	2.0
Distant water vessels under several RFMOs	1.0	1.0	– 0	1.0

Flag score by prevalence 1.33 ▲ **0.33**

Vessels on IUU lists	1.0	1.0	– 0	1.0
View of fisheries observers on flag state compliance incidents	2.0	1.0	▲ 1.0	1.0
Views of MCS practitioners on flag state compliance incidents	1.0	1.0	– 0	1.0

Flag score by response 2.78 – 0

Accepted FAO Compliance Agreement	5.0	5.0	– 0	5.0
Registered vessels with foreign or unknown ownership 	5.0	5.0	– 0	not available
Provision of vessel data for inclusion in Global Record	5.0	5.0	– 0	5.0
Compliance with RFMO flag state obligations	1.0	1.0	– 0	2.0
Flag State is contracting party or cooperating non-contracting party to all relevant RFMOs	1.0	1.0	– 0	1.0

 Indicator “Authorised vessel data provided to FAO HSVAR” used in 2019 has changed to “Registered vessels with foreign or unknown ownership” since 2021.

Port score 2.94 ▲ **0.33**

Port score by vulnerability 4.00 – 0

Related Indicators	2023	2021	2021-2023 change	2019
Number of fishing ports	3.0	3.0	– 0	3.0
Port visits by foreign fishing or carrier vessels	5.0	5.0	– 0	5.0

Port score by prevalence 2.50 ▼ **1.00**

Views of MCS practitioners on port compliance incidents	2.0	1.0	▲ 1.0	2.0
View of fisheries observers on port compliance incidents	1.0	4.0	▼ 3.0	3.0



Port score by response 3.50 ▲ 1.50

Related Indicators	2023	2021	2019-2021 change	2019
Party to the PSMA	5.0	5.0	– 0	5.0
Designated ports specified for entry by foreign vessels	5.0	1.0	▲ 4.0	1.0
Compliance with RFMO port state obligations	1.0	1.0	– 0	1.0

General score 1.93 – 0

General score by vulnerability 2.50 ▼ 0.17

Related Indicators	2023	2021	2019-2021 change	2019
Trade balance for fisheries products	4.0	5.0	▼ 1.0	5.0
Share of global imports	1.0	1.0	– 0	1.0
Perception of levels of corruption	not available	not available		not available
Gross national income per capita	4.0	4.0	– 0	4.0
Volume of catches	1.0	1.0	– 0	1.0

General score by prevalence 1.00 ▼ 0.43

Carded' under the EU IUU Regulation	1.0	1.0	– 0	1.0
Identified' by NOAA for IUU fishing	1.0	1.0	– 0	1.0
Mentions of IUU fishing in media reports	1.0	2.0	▼ 1.0	1.0

General score by response 2.14 ▲ 0.28

Mandatory vessel tracking for commercial seagoing fleet	1.0	1.0	– 0	1.0
Demand for MSC products	5.0	5.0	– 0	5.0
Ratification/accession of UNCLOS Convention	1.0	1.0	– 0	1.0
Ratification/accession of UNFSA	1.0	1.0	– 0	1.0
Mentions in media reports to combatting IUU fishing	5.0	3.0	▲ 2.0	5.0
Have a NPOA-IUU	1.0	1.0	– 0	1.0
Market State is contracting party or cooperating non-contracting party to relevant RFMOs	1.0	1.0	– 0	1.0