

2023 Country profile

Marshall Isl.


World ranking
73 of 152 countries ▼ 5

Oceania
5 of 15 countries ▼ 3

Western Pacific ranking
16 of 29 countries

2023
IUU
Score

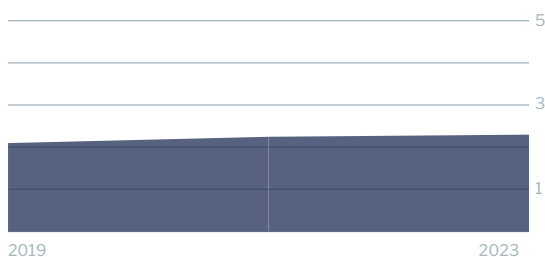
2.29



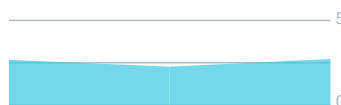
2.75 Coastal
1.79 Flag
3.17 Port
1.89 General

IUU score trends

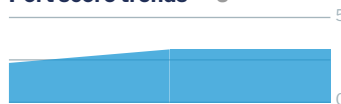
2021 - 2023 change ▲ 0.02




Coastal score trends ▲ 0.44




Port score trends — 0



Flag score trends ▼ 0.13



General score trends ▼ 0.07



Note: Higher scores, and ranks closer to 1, indicate worse/poor performance. Green or red arrows show change in 2023 compared to 2021.

Coastal score **2.75** ▲ 0.44

Coastal score by vulnerability **4.33** ▲ 0.50

Related Indicators	2023	2021	2021-2023 change	2019
Size of EEZ	5.0	5.0	— 0	5.0
Agreement over all maritime boundaries	1.0	1.0	— 0	5.0
Dependency on fish for protein	5.0	2.0	▲ 3.0	2.0
Authorise foreign vessels to operate in EEZ	5.0	5.0	— 0	5.0

Coastal score by prevalence **1.80** — 0

Has MSC-certified fisheries	3.0	3.0	— 0	4.0
Views of MCS practitioners on coastal compliance incidents	1.0	1.0	— 0	1.0

Coastal score by response **1.80** ▲ 0.80

Coastal State is contracting party or cooperating non-contracting party to all relevant RFMOs	3.0	1.0	▲ 2.0	1.0
Operate a national VMS/FMC centre	1.0	1.0	— 0	1.0

Flag score 1.79 ▼ 0.13


Flag score by vulnerability 1.50 – 0

Related Indicators	2023	2021	2021-2023 change	2019
Distant water vessels on RFMO RAVs	2.0	2.0	– 0	2.0
Distant water vessels under several RFMOs	1.0	1.0	– 0	1.0

Flag score by prevalence 1.00 – 0

Vessels on IUU lists	1.0	1.0	– 0	1.0
View of fisheries observers on flag state compliance incidents	1.0	1.0	– 0	1.0
Views of MCS practitioners on flag state compliance incidents	1.0	1.0	– 0	1.0

Flag score by response 2.78 ▼ 0.33

Accepted FAO Compliance Agreement	5.0	5.0	– 0	5.0
Registered vessels with foreign or unknown ownership 	5.0	5.0	– 0	not available
Provision of vessel data for inclusion in Global Record	5.0	5.0	– 0	5.0
Compliance with RFMO flag state obligations	1.0	2.0	▼ 1.0	2.0
Flag State is contracting party or cooperating non-contracting party to all relevant RFMOs	1.0	1.0	– 0	1.0

 Indicator “Authorised vessel data provided to FAO HSVAR” used in 2019 has changed to “Registered vessels with foreign or unknown ownership” since 2021.

Port score 3.17 – 0

Port score by vulnerability 3.50 – 0

Related Indicators	2023	2021	2021-2023 change	2019
Number of fishing ports	2.0	2.0	– 0	2.0
Port visits by foreign fishing or carrier vessels	5.0	5.0	– 0	5.0

Port score by prevalence 2.50 – 0

Views of MCS practitioners on port compliance incidents	2.0	1.0	▲ 1.0	1.0
View of fisheries observers on port compliance incidents	3.0	4.0	▼ 1.0	3.0

Port score by response 3.50 – 0

Related Indicators	2023	2021	2019-2021 change	2019
Party to the PSMA	5.0	5.0	– 0	5.0
Designated ports specified for entry by foreign vessels	5.0	5.0	– 0	1.0
Compliance with RFMO port state obligations	1.0	1.0	– 0	1.0

General score 1.89 ▼ 0.07

General score by vulnerability 2.33 – 0

Related Indicators	2023	2021	2019-2021 change	2019
Trade balance for fisheries products	5.0	5.0	– 0	5.0
Share of global imports	1.0	1.0	– 0	1.0
Perception of levels of corruption	not available	not available		not available
Gross national income per capita	3.0	3.0	– 0	3.0
Volume of catches	1.0	1.0	– 0	1.0

General score by prevalence 1.00 ▼ 0.86

Carded' under the EU IUU Regulation	1.0	1.0	– 0	1.0
Identified' by NOAA for IUU fishing	1.0	1.0	– 0	1.0
Mentions of IUU fishing in media reports	1.0	3.0	▼ 2.0	1.0

General score by response 2.14 ▲ 0.28

Mandatory vessel tracking for commercial seagoing fleet	1.0	1.0	– 0	1.0
Demand for MSC products	5.0	5.0	– 0	5.0
Ratification/accession of UNCLOS Convention	1.0	1.0	– 0	1.0
Ratification/accession of UNFSA	1.0	1.0	– 0	1.0
Mentions in media reports to combatting IUU fishing	5.0	3.0	▲ 2.0	5.0
Have a NPOA-IUU	1.0	1.0	– 0	1.0
Market State is contracting party or cooperating non-contracting party to relevant RFMOs	1.0	1.0	– 0	1.0