

2023 Country profile

Malaysia

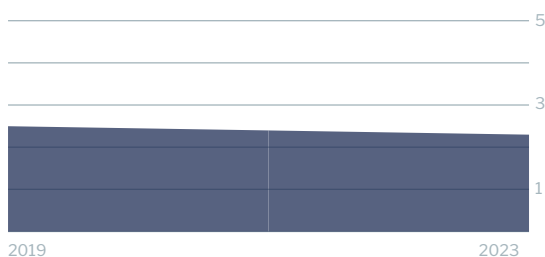
World ranking
77 of 152 countries ▼ 30

Asia
14 of 20 countries ▼ 2

East Indian Ocean ranking
4 of 9 countries ▼ 1


Western Pacific ranking
19 of 29 countries ▼ 6

IUU score trends
2021 - 2023 change ▼ 0.11



2023
IUU
Score

2.28

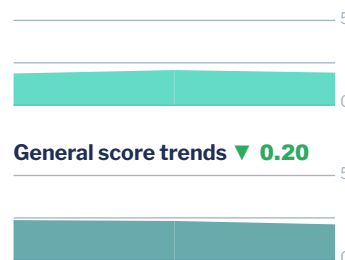


2.38 Coastal
1.96 Flag
2.89 Port
2.13 General

Coastal score trends ▼ 0.37




Flag score trends ▼ 0.12



Port score trends ▲ 0.33



General score trends ▼ 0.20



Note: Higher scores, and ranks closer to 1, indicate worse/poor performance. Green or red arrows show change in 2023 compared to 2021.

Coastal score **2.38** ▼ 0.37

Coastal score by vulnerability **2.67** – 0

Related Indicators	2023	2021	2021-2023 change	2019
Size of EEZ	4.0	4.0	– 0	4.0
Agreement over all maritime boundaries	1.0*	1.0	– 0	5.0
Dependency on fish for protein	5.0	5.0	– 0	5.0
Authorise foreign vessels to operate in EEZ	1.0	1.0	– 0	not available

* indicates that scores from the 2021 version of the Index have been used due to 2023 data not being available

Coastal score by prevalence **2.60** ▼ 1.20

Related Indicators	2023	2021	2021-2023 change	2019
Has MSC-certified fisheries	5.0	5.0	– 0	5.0
Views of MCS practitioners on coastal compliance incidents	1.0	3.0	▼ 2.0	1.0

Coastal score by response **1.80** – 0

Related Indicators	2023	2021	2021-2023 change	2019
Coastal State is contracting party or cooperating non-contracting party to all relevant RFMOs	3.0	3.0	– 0	3.0
Operate a national VMS/FMC centre	1.0*	1.0	– 0	not available

* indicates that scores from the 2021 version of the Index have been used due to 2023 data not being available

Flag score 1.96 ▼ **0.12**


Flag score by vulnerability 1.50 – 0

Related Indicators	2023	2021	2021-2023 change	2019
Distant water vessels on RFMO RAVs	2.0	2.0	– 0	2.0
Distant water vessels under several RFMOs	1.0	1.0	– 0	1.0

Flag score by prevalence 1.00 ▼ **0.67**

Vessels on IUU lists	1.0	1.0	– 0	1.0
View of fisheries observers on flag state compliance incidents	1.0	1.0	– 0	2.0
Views of MCS practitioners on flag state compliance incidents	1.0	3.0	▼ 2.0	1.0

Flag score by response 3.22 ▲ **0.33**

Accepted FAO Compliance Agreement	5.0	5.0	– 0	5.0
Registered vessels with foreign or unknown ownership 	3.0	3.0	– 0	not available
Provision of vessel data for inclusion in Global Record	5.0	5.0	– 0	5.0
Compliance with RFMO flag state obligations	3.0	2.0	▲ 1.0	2.0
Flag State is contracting party or cooperating non-contracting party to all relevant RFMOs	1.0	1.0	– 0	1.0

 Indicator “Authorised vessel data provided to FAO HSVAR” used in 2019 has changed to “Registered vessels with foreign or unknown ownership” since 2021.

Port score 2.89 ▲ **0.33**

Port score by vulnerability 4.50 – 0

Related Indicators	2023	2021	2021-2023 change	2019
Number of fishing ports	4.0	4.0	– 0	4.0
Port visits by foreign fishing or carrier vessels	5.0*	5.0	– 0	5.0

Port score by prevalence 2.00 ▼ **1.00**

Views of MCS practitioners on port compliance incidents	1.0	3.0	▼ 2.0	2.0
View of fisheries observers on port compliance incidents	1.0	1.0	– 0	1.0

* Indicates that scores from the 2021 version of the Index have been used due to 2023 data not being available



Port score by response 3.50 ▲ 1.50

Related Indicators	2023	2021	2019-2021 change	2019
Party to the PSMA	5.0	5.0	— 0	5.0
Designated ports specified for entry by foreign vessels	5.0	1.0	▲ 4.0	not applicable
Compliance with RFMO port state obligations	1.0	1.0	— 0	3.0

General score 2.13 ▼ 0.20

General score by vulnerability 2.44 — 0

Related Indicators	2023	2021	2019-2021 change	2019
Trade balance for fisheries products	1.0	1.0	— 0	1.0
Share of global imports	2.0	2.0	— 0	2.0
Perception of levels of corruption	3.0	3.0	— 0	3.0
Gross national income per capita	2.0	2.0	— 0	3.0
Volume of catches	3.0	3.0	— 0	4.0

General score by prevalence 1.43 — 0

Carded' under the EU IUU Regulation	1.0	1.0	— 0	1.0
Identified' by NOAA for IUU fishing	1.0	1.0	— 0	1.0
Mentions of IUU fishing in media reports	2.0	2.0	— 0	1.0

General score by response 2.29 ▼ 0.42

Mandatory vessel tracking for commercial seagoing fleet	1.0 [*]	1.0	— 0	not available
Demand for MSC products	4.0	5.0	▼ 1.0	4.0
Ratification/accession of UNCLOS Convention	1.0	1.0	— 0	1.0
Ratification/accession of UNFSA	5.0	5.0	— 0	5.0
Mentions in media reports to combatting IUU fishing	3.0	5.0	▼ 2.0	2.0
Have a NPOA-IUU	1.0 [*]	1.0	— 0	not available
Market State is contracting party or cooperating non-contracting party to relevant RFMOs	3.0	3.0	— 0	3.0

* indicates that scores from the 2021 version of the Index have been used due to 2023 data not being available