

2023 Country profile

Korea (North)


World ranking
12 of 152 countries ▲ 5

Asia
6 of 20 countries ▼ 1

Western Pacific ranking
6 of 29 countries

2023
IUU
Score

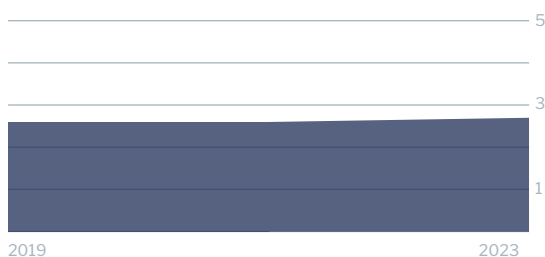
2.68



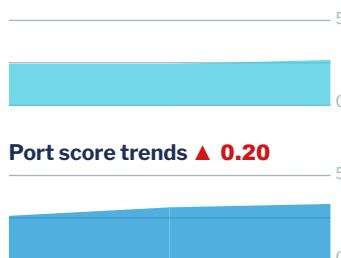
2.69 Coastal
1.82 Flag
3.33 Port
2.88 General

IUU score trends

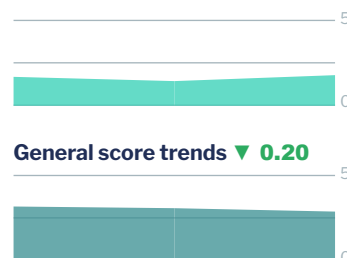
2021 - 2023 change ▲ 0.10



Coastal score trends ▲ 0.23




Flag score trends ▲ 0.35



Port score trends ▲ 0.20



General score trends ▼ 0.20



Note: Higher scores, and ranks closer to 1, indicate worse/poor performance. Green or red arrows show change in 2023 compared to 2021.

Coastal score **2.69** ▲ 0.23

Coastal score by vulnerability **2.17** – 0

Related Indicators	2023	2021	2021-2023 change	2019
Size of EEZ	2.0	2.0	– 0	2.0
Agreement over all maritime boundaries	5.0*	5.0	– 0	5.0
Dependency on fish for protein	2.0	2.0	– 0	2.0
Authorise foreign vessels to operate in EEZ	1.0	1.0	– 0	1.0

* indicates that scores from the 2021 version of the Index have been used due to 2023 data not being available

Coastal score by prevalence **3.20** ▲ 0.60

Related Indicators	2023	2021	2021-2023 change	2019
Has MSC-certified fisheries	5.0	5.0	– 0	5.0
Views of MCS practitioners on coastal compliance incidents	2.0	1.0	▲ 1.0	1.0

Coastal score by response **3.00** – 0

Related Indicators	2023	2021	2021-2023 change	2019
Coastal State is contracting party or cooperating non-contracting party to all relevant RFMOs	3.0	3.0	– 0	3.0
Operate a national VMS/FMC centre	not available*	not available		not available

* indicates that scores from the 2021 version of the Index have been used due to 2023 data not being available

Flag score 1.82 ▲ **0.35**


Flag score by vulnerability 1.00 – 0

Related Indicators	2023	2021	2021-2023 change	2019
Distant water vessels on RFMO RAVs	1.0	1.0	– 0	1.0
Distant water vessels under several RFMOs	not applicable	not applicable		not applicable

Flag score by prevalence 1.67 ▲ **0.67**

Vessels on IUU lists	2.0	1.0	▲ 1.0	1.0
View of fisheries observers on flag state compliance incidents	2.0	1.0	▲ 1.0	2.0
Views of MCS practitioners on flag state compliance incidents	1.0	1.0	– 0	1.0

Flag score by response 2.60 – 0

Accepted FAO Compliance Agreement	not applicable	not applicable		not applicable
Registered vessels with foreign or unknown ownership 	1.0	1.0	– 0	not available
Provision of vessel data for inclusion in Global Record	5.0	5.0	– 0	5.0
Compliance with RFMO flag state obligations	not applicable	not applicable		not applicable
Flag State is contracting party or cooperating non-contracting party to all relevant RFMOs	1.0	1.0	– 0	1.0

 Indicator “Authorised vessel data provided to FAO HSVAR” used in 2019 has changed to “Registered vessels with foreign or unknown ownership” since 2021.

Port score 3.33 ▲ **0.20**

Port score by vulnerability 4.00 – 0

Related Indicators	2023	2021	2021-2023 change	2019
Number of fishing ports	3.0	3.0	– 0	3.0
Port visits by foreign fishing or carrier vessels	5.0*	5.0	– 0	5.0

Port score by prevalence 1.00 ▲ **0.50**

Views of MCS practitioners on port compliance incidents	1.0	1.0	– 0	1.0
View of fisheries observers on port compliance incidents	2.0	1.0	▲ 1.0	1.0

* Indicates that scores from the 2021 version of the Index have been used due to 2023 data not being available

Port score by response 5.00 – 0

Related Indicators	2023	2021	2019-2021 change	2019
Party to the PSMA	5.0	5.0	– 0	5.0
Designated ports specified for entry by foreign vessels	5.0	5.0	– 0	not applicable
Compliance with RFMO port state obligations	not applicable	not applicable		not applicable

General score 2.88 ▼ 0.20

General score by vulnerability 3.56 – 0

Related Indicators	2023	2021	2019-2021 change	2019
Trade balance for fisheries products	4.0	4.0	– 0	1.0
Share of global imports	1.0	1.0	– 0	1.0
Perception of levels of corruption	5.0	5.0	– 0	5.0
Gross national income per capita	5.0	5.0	– 0	5.0
Volume of catches	1.0	1.0	– 0	1.0

General score by prevalence 1.00 ▼ 0.43

Carded' under the EU IUU Regulation	1.0	1.0	– 0	1.0
Identified' by NOAA for IUU fishing	1.0	1.0	– 0	1.0
Mentions of IUU fishing in media reports	1.0	2.0	▼ 1.0	4.0

General score by response 3.75 ▼ 0.25

Mandatory vessel tracking for commercial seagoing fleet	not available*	not available		not available
Demand for MSC products	4.0	5.0	▼ 1.0	5.0
Ratification/accession of UNCLOS Convention	5.0	5.0	– 0	5.0
Ratification/accession of UNFSA	5.0	5.0	– 0	5.0
Mentions in media reports to combatting IUU fishing	5.0	5.0	– 0	5.0
Have a NPOA-IUU	not available*	not available		not available
Market State is contracting party or cooperating non-contracting party to relevant RFMOs	1.0	1.0	– 0	1.0

* indicates that scores from the 2021 version of the Index have been used due to 2023 data not being available