



2023 Country profile

Ecuador


World ranking
33 of 152 countries ▲ 15

South America
4 of 10 countries ▼ 1

Eastern Pacific ranking
3 of 13 countries ▲ 1


2023 IUU Score

2.45




IUU score trends

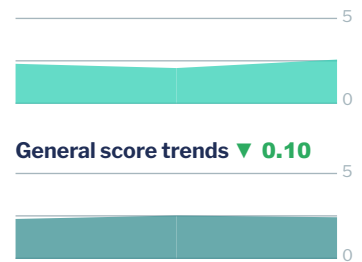
2021 - 2023 change ▲ 0.07



Coastal score trends ▼ 0.25




Flag score trends ▲ 0.50



Port score trends ▲ 0.11



General score trends ▼ 0.10



Note: Higher scores, and ranks closer to 1, indicate worse/poor performance. Green or red arrows show change in 2023 compared to 2021.

Coastal score

2.69

▼ 0.25

Coastal score by vulnerability

3.33

– 0

Related Indicators	2023	2021	2021-2023 change	2019
Size of EEZ	4.0	4.0	– 0	4.0
Agreement over all maritime boundaries	1.0	1.0	– 0	1.0
Dependency on fish for protein	1.0	1.0	– 0	1.0
Authorise foreign vessels to operate in EEZ	5.0	5.0	– 0	1.0

Coastal score by prevalence

3.60

▼ 0.80

Has MSC-certified fisheries	3.0	5.0	▼ 2.0	5.0
Views of MCS practitioners on coastal compliance incidents	4.0	4.0	– 0	5.0

Coastal score by response

1.00

– 0

Coastal State is contracting party or cooperating non-contracting party to all relevant RFMOs	1.0	1.0	– 0	1.0
Operate a national VMS/FMC centre	1.0	1.0	– 0	1.0

Flag score 2.58 ▲ 0.50

Flag score by vulnerability 3.50 – 0

Related Indicators	2023	2021	2021-2023 change	2019
Distant water vessels on RFMO RAVs	4.0	4.0	– 0	4.0
Distant water vessels under several RFMOs	3.0	3.0	– 0	2.0

Flag score by prevalence 2.67 ▲ 1.34

Vessels on IUU lists	5.0	1.0	▲ 4.0	1.0
View of fisheries observers on flag state compliance incidents	1.0	1.0	– 0	1.0
Views of MCS practitioners on flag state compliance incidents	2.0	2.0	– 0	3.0

Flag score by response 1.89 – 0

Accepted FAO Compliance Agreement	5.0	5.0	– 0	5.0
Registered vessels with foreign or unknown ownership 	2.0	2.0	– 0	not available
Provision of vessel data for inclusion in Global Record	1.0	1.0	– 0	1.0
Compliance with RFMO flag state obligations	2.0	2.0	– 0	4.0
Flag State is contracting party or cooperating non-contracting party to all relevant RFMOs	1.0	1.0	– 0	1.0

 Indicator “Authorised vessel data provided to FAO HSVAR” used in 2019 has changed to “Registered vessels with foreign or unknown ownership” since 2021.

Port score 2.11 ▲ 0.11

Port score by vulnerability 4.50 ▲ 0.50

Related Indicators	2023	2021	2021-2023 change	2019
Number of fishing ports	4.0	3.0	▲ 1.0	3.0
Port visits by foreign fishing or carrier vessels	5.0	5.0	– 0	5.0

Port score by prevalence 2.00 – 0

Views of MCS practitioners on port compliance incidents	3.0	3.0	– 0	2.0
View of fisheries observers on port compliance incidents	1.0	1.0	– 0	1.0

Port score by response 1.00 – 0

Related Indicators	2023	2021	2019-2021 change	2019
Party to the PSMA	1.0	1.0	– 0	5.0
Designated ports specified for entry by foreign vessels	1.0	1.0	– 0	1.0
Compliance with RFMO port state obligations	1.0	1.0	– 0	1.0

General score 2.43 ▼ 0.10

General score by vulnerability 3.33 ▲ 0.22

Related Indicators	2023	2021	2019-2021 change	2019
Trade balance for fisheries products	5.0	5.0	– 0	5.0
Share of global imports	1.0	1.0	– 0	1.0
Perception of levels of corruption	4.0	4.0	– 0	4.0
Gross national income per capita	3.0	3.0	– 0	3.0
Volume of catches	3.0	2.0	▲ 1.0	2.0

General score by prevalence 2.71 ▼ 0.15

Carded' under the EU IUU Regulation	3.0	3.0	– 0	1.0
Identified' by NOAA for IUU fishing	2.0	4.0	▼ 2.0	4.0
Mentions of IUU fishing in media reports	3.0	2.0	▲ 1.0	1.0

General score by response 1.71 ▼ 0.29

Mandatory vessel tracking for commercial seagoing fleet	1.0	1.0	– 0	1.0
Demand for MSC products	5.0	5.0	– 0	5.0
Ratification/accession of UNCLOS Convention	1.0	1.0	– 0	1.0
Ratification/accession of UNFSA	1.0	1.0	– 0	1.0
Mentions in media reports to combatting IUU fishing	2.0	2.0	– 0	3.0
Have a NPOA-IUU	1.0	1.0	– 0	1.0
Market State is contracting party or cooperating non-contracting party to relevant RFMOs	1.0	3.0	▼ 2.0	3.0