

2023 Country profile

# Dominica


**World ranking**  
113 of 152 countries ▼ 9

**Caribbean & Central America**  
18 of 21 countries ▼ 1

**West Atlantic ranking**  
23 of 29 countries

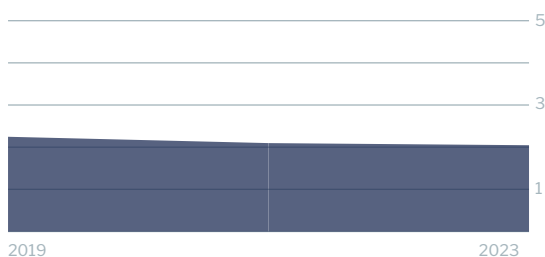
2023  
IUU  
Score

**2.07**

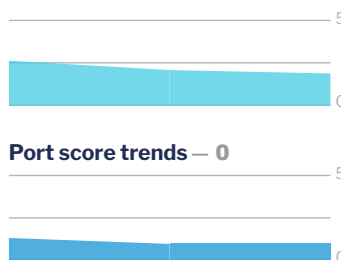


**1.88** Coastal  
**1.88** Flag  
**1.00** Port  
**2.70** General

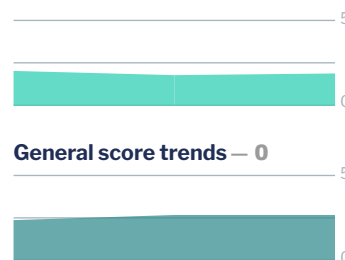
**IUU score trends**  
2021 - 2023 change ▼ 0.03



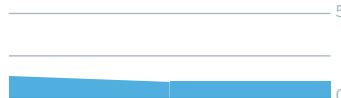
**Coastal score trends ▼ 0.20**




**Flag score trends ▲ 0.06**



**Port score trends — 0**



**General score trends — 0**



Note: Higher scores, and ranks closer to 1, indicate worse/poor performance. Green or red arrows show change in 2023 compared to 2021.

**Coastal score** **1.88** ▼ 0.20

**Coastal score by vulnerability** **1.33** — 0

Related Indicators	2023	2021	2021-2023 change	2019
Size of EEZ	1.0	1.0	— 0	1.0
Agreement over all maritime boundaries	1.0*	1.0	— 0	5.0
Dependency on fish for protein	3.0	3.0	— 0	3.0
Authorise foreign vessels to operate in EEZ	1.0	1.0	— 0	not available

\* indicates that scores from the 2021 version of the Index have been used due to 2023 data not being available

**Coastal score by prevalence** **2.60** — 0

Has MSC-certified fisheries	5.0	5.0	— 0	5.0
Views of MCS practitioners on coastal compliance incidents	1.0	1.0	— 0	1.0

**Coastal score by response** **1.80** ▼ 1.20

Coastal State is contracting party or cooperating non-contracting party to all relevant RFMOs	3.0	3.0	— 0	3.0
Operate a national VMS/FMC centre	1.0*	not applicable		not available

\* indicates that scores from the 2021 version of the Index have been used due to 2023 data not being available

**Flag score** 1.88 ▲ **0.06**


**Flag score by vulnerability** 1.00 – 0

Related Indicators	2023	2021	2021-2023 change	2019
Distant water vessels on RFMO RAVs	1.0	1.0	– 0	1.0
Distant water vessels under several RFMOs	not applicable	not applicable		not applicable

**Flag score by prevalence** 1.33 ▲ **0.33**

Vessels on IUU lists	2.0	1.0	▲ 1.0	1.0
View of fisheries observers on flag state compliance incidents	1.0	1.0	– 0	1.0
Views of MCS practitioners on flag state compliance incidents	1.0	1.0	– 0	1.0

**Flag score by response** 3.40 ▼ **0.40**

Accepted FAO Compliance Agreement	not applicable	not applicable		not applicable
Registered vessels with foreign or unknown ownership 	5.0	5.0	– 0	not available
Provision of vessel data for inclusion in Global Record	5.0	5.0	– 0	5.0
Compliance with RFMO flag state obligations	not applicable	not applicable		5.0
Flag State is contracting party or cooperating non-contracting party to all relevant RFMOs	1.0	2.0	▼ 1.0	1.0

 Indicator “Authorised vessel data provided to FAO HSVAR” used in 2019 has changed to “Registered vessels with foreign or unknown ownership” since 2021.

**Port score** 1.00 – 0

**Port score by vulnerability** 1.00 – 0

Related Indicators	2023	2021	2021-2023 change	2019
Number of fishing ports	1.0	1.0	– 0	1.0
Port visits by foreign fishing or carrier vessels	not * applicable	not applicable		1.0

**Port score by prevalence** 1.00 – 0

Views of MCS practitioners on port compliance incidents	1.0	1.0	– 0	not
View of fisheries observers on port compliance incidents	1.0	1.0	– 0	not applicable

\* Indicates that scores from the 2021 version of the Index have been used due to 2023 data not being available



**Port score by response** **1.00** – 0

Related Indicators	2023	2021	2019-2021 change	2019
Party to the PSMA	1.0	1.0	– 0	2.0
Designated ports specified for entry by foreign vessels	not applicable	not applicable		not applicable
Compliance with RFMO port state obligations	not applicable	not applicable		not applicable

**General score** **2.70** – 0

**General score by vulnerability** **2.56** – 0

Related Indicators	2023	2021	2019-2021 change	2019
Trade balance for fisheries products	5.0	5.0	– 0	5.0
Share of global imports	1.0	1.0	– 0	1.0
Perception of levels of corruption	3.0	3.0	– 0	3.0
Gross national income per capita	3.0	3.0	– 0	3.0
Volume of catches	1.0	1.0	– 0	1.0

**General score by prevalence** **1.00** – 0

Carded' under the EU IUU Regulation	1.0	1.0	– 0	1.0
Identified' by NOAA for IUU fishing	1.0	1.0	– 0	1.0
Mentions of IUU fishing in media reports	1.0	1.0	– 0	1.0

**General score by response** **3.91** – 0

Mandatory vessel tracking for commercial seagoing fleet	not applicable*	not applicable		not available
Demand for MSC products	5.0	5.0	– 0	5.0
Ratification/accession of UNCLOS Convention	1.0	1.0	– 0	1.0
Ratification/accession of UNFSA	5.0	5.0	– 0	5.0
Mentions in media reports to combatting IUU fishing	5.0	5.0	– 0	5.0
Have a NPOA-IUU	5.0*	5.0	– 0	not available
Market State is contracting party or cooperating non-contracting party to relevant RFMOs	1.0	1.0	– 0	1.0

\* indicates that scores from the 2021 version of the Index have been used due to 2023 data not being available