



2023 Country profile

Denmark

World ranking

127 of 152 countries ▲ 20

Europe


19 of 31 countries ▲ 9

East Atlantic ranking

30 of 41 countries ▲ 8

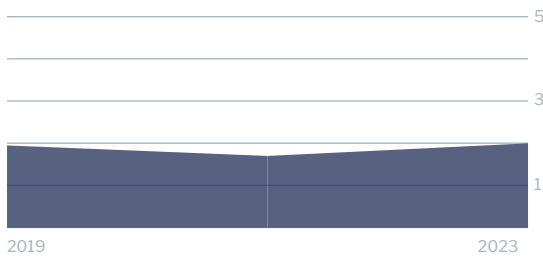
2023 IUU Score

2.00

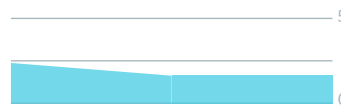


IUU score trends

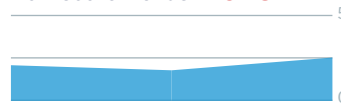
2021 - 2023 change ▲ 0.28




Coastal score trends — 0



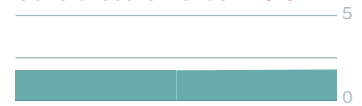
Port score trends ▲ 0.78



Flag score trends ▲ 0.37



General score trends ▲ 0.07



Note: Higher scores, and ranks closer to 1, indicate worse/poor performance. Green or red arrows show change in 2023 compared to 2021.

Coastal score 1.63 — 0

Coastal score by vulnerability 2.67 — 0

Related Indicators	2023	2021	2021-2023 change	2019
Size of EEZ	5.0	5.0	— 0	5.0
Agreement over all maritime boundaries	1.0*	1.0	— 0	5.0
Dependency on fish for protein	3.0	3.0	— 0	3.0
Authorise foreign vessels to operate in EEZ	1.0	1.0	— 0	5.0

* indicates that scores from the 2021 version of the Index have been used due to 2023 data not being available

Coastal score by prevalence 1.00 — 0

Has MSC-certified fisheries	1.0	1.0	— 0	1.0
Views of MCS practitioners on coastal compliance incidents	1.0	1.0	— 0	1.0

Coastal score by response 1.00 — 0

Coastal State is contracting party or cooperating non-contracting party to all relevant RFMOs	1.0	1.0	— 0	1.0
Operate a national VMS/FMC centre	1.0*	1.0	— 0	1.0

* indicates that scores from the 2021 version of the Index have been used due to 2023 data not being available

Flag score 2.00 ▲ **0.37**


Flag score by vulnerability 3.00 ▲ **0.50**

Related Indicators	2023	2021	2021-2023 change	2019
Distant water vessels on RFMO RAVs	4.0	3.0	▲ 1.0	2.0
Distant water vessels under several RFMOs	2.0	2.0	— 0	2.0

Flag score by prevalence 1.00 — **0**

Vessels on IUU lists	1.0	1.0	— 0	1.0
View of fisheries observers on flag state compliance incidents	1.0	1.0	— 0	1.0
Views of MCS practitioners on flag state compliance incidents	1.0	1.0	— 0	1.0

Flag score by response 2.33 ▲ **0.66**

Accepted FAO Compliance Agreement	1.0	1.0	— 0	1.0
Registered vessels with foreign or unknown ownership 	4.0	4.0	— 0	3.0
Provision of vessel data for inclusion in Global Record	1.0	1.0	— 0	1.0
Compliance with RFMO flag state obligations	4.0	2.0	▲ 2.0	4.0
Flag State is contracting party or cooperating non-contracting party to all relevant RFMOs	1.0	1.0	— 0	1.0

 Indicator "Authorised vessel data provided to FAO HSVAR" used in 2019 has changed to "Registered vessels with foreign or unknown ownership" since 2021.

Port score 2.56 ▲ **0.78**

Port score by vulnerability 5.00 ▲ **0.50**

Related Indicators	2023	2021	2021-2023 change	2019
Number of fishing ports	5.0	4.0	▲ 1.0	4.0
Port visits by foreign fishing or carrier vessels	5.0*	5.0	— 0	5.0

Port score by prevalence 1.00 — **0**

Views of MCS practitioners on port compliance incidents	1.0	1.0	— 0	1.0
View of fisheries observers on port compliance incidents	1.0	1.0	— 0	1.0

* Indicates that scores from the 2021 version of the Index have been used due to 2023 data not being available



Port score by response 2.50 ▲ 1.50

Related Indicators	2023	2021	2019-2021 change	2019
Party to the PSMA	1.0	1.0	- 0	1.0
Designated ports specified for entry by foreign vessels	1.0	1.0	- 0	1.0
Compliance with RFMO port state obligations	5.0	1.0	▲ 4.0	3.0

General score 1.87 ▲ 0.07

General score by vulnerability 1.67 ▲ 0.23

Related Indicators	2023	2021	2019-2021 change	2019
Trade balance for fisheries products	1.0	1.0	- 0	1.0
Share of global imports	3.0	3.0	- 0	3.0
Perception of levels of corruption	1.0	1.0	- 0	1.0
Gross national income per capita	1.0	1.0	- 0	1.0
Volume of catches	3.0	2.0	▲ 1.0	2.0

General score by prevalence 1.00 - 0

Carded' under the EU IUU Regulation	1.0	1.0	- 0	1.0
Identified' by NOAA for IUU fishing	1.0	1.0	- 0	1.0
Mentions of IUU fishing in media reports	1.0	1.0	- 0	1.0

General score by response 2.43 - 0

Mandatory vessel tracking for commercial seagoing fleet	1.0 [*]	1.0	- 0	1.0
Demand for MSC products	1.0	1.0	- 0	1.0
Ratification/accession of UNCLOS Convention	1.0	1.0	- 0	1.0
Ratification/accession of UNFSA	1.0	1.0	- 0	1.0
Mentions in media reports to combatting IUU fishing	5.0	5.0	- 0	5.0
Have a NPOA-IUU	5.0 [*]	5.0	- 0	5.0
Market State is contracting party or cooperating non-contracting party to relevant RFMOs	1.0	1.0	- 0	1.0

* indicates that scores from the 2021 version of the Index have been used due to 2023 data not being available