

2023 Country profile

Croatia


World ranking
121 of 152 countries ▲ 20

Europe
17 of 31 countries ▲ 6

Mediterranean & Black Sea ranking
22 of 26 countries ▲ 3

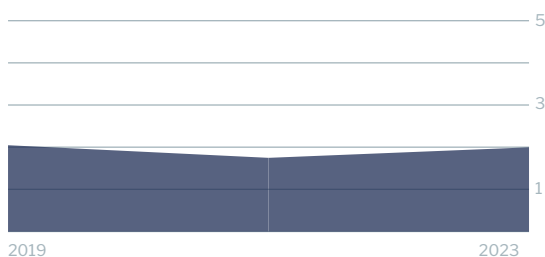
2023
IUU
Score

2.02




1.94 Coastal
1.88 Flag
2.22 Port
2.07 General

IUU score trends
2021 - 2023 change ▲ 0.28



Coastal score trends — 0



Port score trends ▲ 0.89



Flag score trends ▲ 0.46



General score trends ▼ 0.06



Note: Higher scores, and ranks closer to 1, indicate worse/poor performance. Green or red arrows show change in 2023 compared to 2021.

Coastal score **1.94** — 0

Coastal score by vulnerability **2.17** — 0

Related Indicators	2023	2021	2021-2023 change	2019
Size of EEZ	2.0	2.0	— 0	2.0
Agreement over all maritime boundaries	5.0	5.0	— 0	5.0
Dependency on fish for protein	2.0	2.0	— 0	2.0
Authorise foreign vessels to operate in EEZ	1.0	1.0	— 0	not available

Coastal score by prevalence **2.60** — 0

Has MSC-certified fisheries	5.0	5.0	— 0	5.0
Views of MCS practitioners on coastal compliance incidents	1.0	1.0	— 0	1.0

Coastal score by response **1.00** — 0

Coastal State is contracting party or cooperating non-contracting party to all relevant RFMOs	1.0	1.0	— 0	1.0
Operate a national VMS/FMC centre	1.0	1.0	— 0	1.0

Flag score 1.88 ▲ 0.46

Flag score by vulnerability 3.00 ▲ 0.50

Related Indicators	2023	2021	2021-2023 change	2019
Distant water vessels on RFMO RAVs	4.0	4.0	– 0	5.0
Distant water vessels under several RFMOs	2.0	1.0	▲ 1.0	2.0

Flag score by prevalence 1.00 – 0

Vessels on IUU lists	1.0	1.0	– 0	1.0
View of fisheries observers on flag state compliance incidents	1.0	1.0	– 0	1.0
Views of MCS practitioners on flag state compliance incidents	1.0	1.0	– 0	1.0

Flag score by response 2.00 ▲ 0.89

Accepted FAO Compliance Agreement	1.0	1.0	– 0	1.0
Registered vessels with foreign or unknown ownership 	4.0	2.0	▲ 2.0	not available
Provision of vessel data for inclusion in Global Record	1.0	1.0	– 0	1.0
Compliance with RFMO flag state obligations	3.0	1.0	▲ 2.0	4.0
Flag State is contracting party or cooperating non-contracting party to all relevant RFMOs	1.0	1.0	– 0	1.0

 Indicator “Authorised vessel data provided to FAO HSVAR” used in 2019 has changed to “Registered vessels with foreign or unknown ownership” since 2021.

Port score 2.22 ▲ 0.89

Port score by vulnerability 5.00 ▲ 2.50

Related Indicators	2023	2021	2021-2023 change	2019
Number of fishing ports	5.0	4.0	▲ 1.0	4.0
Port visits by foreign fishing or carrier vessels	5.0	1.0	▲ 4.0	5.0

Port score by prevalence 1.00 – 0

Views of MCS practitioners on port compliance incidents	1.0	1.0	– 0	1.0
View of fisheries observers on port compliance incidents	1.0	1.0	– 0	1.0

Port score by response 1.75 ▲ 0.75

Related Indicators	2023	2021	2019-2021 change	2019
Party to the PSMA	1.0	1.0	— 0	1.0
Designated ports specified for entry by foreign vessels	1.0	1.0	— 0	not applicable
Compliance with RFMO port state obligations	3.0	1.0	▲ 2.0	3.0

General score 2.07 ▼ 0.06

General score by vulnerability 1.89 — 0

Related Indicators	2023	2021	2019-2021 change	2019
Trade balance for fisheries products	1.0	1.0	— 0	1.0
Share of global imports	1.0	1.0	— 0	1.0
Perception of levels of corruption	3.0	3.0	— 0	3.0
Gross national income per capita	2.0	2.0	— 0	2.0
Volume of catches	1.0	1.0	— 0	1.0

General score by prevalence 1.00 — 0

Carded' under the EU IUU Regulation	1.0	1.0	— 0	1.0
Identified' by NOAA for IUU fishing	1.0	1.0	— 0	1.0
Mentions of IUU fishing in media reports	1.0	1.0	— 0	1.0

General score by response 2.71 ▼ 0.15

Mandatory vessel tracking for commercial seagoing fleet	1.0	1.0	— 0	1.0
Demand for MSC products	4.0	4.0	— 0	4.0
Ratification/accession of UNCLOS Convention	1.0	1.0	— 0	1.0
Ratification/accession of UNFSA	1.0	1.0	— 0	1.0
Mentions in media reports to combatting IUU fishing	4.0	5.0	▼ 1.0	5.0
Have a NPOA-IUU	5.0	5.0	— 0	not available
Market State is contracting party or cooperating non-contracting party to relevant RFMOs	1.0	1.0	— 0	1.0