



2023 Country profile

Colombia

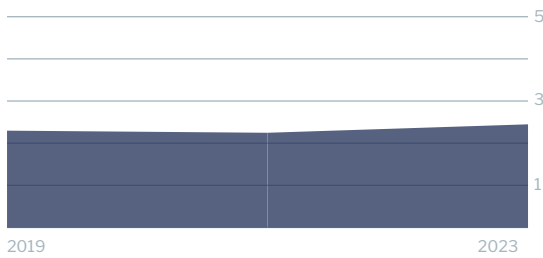
World ranking
35 of 152 countries ▲ 38

South America
5 of 10 countries

West Atlantic ranking
5 of 29 countries ▲ 12

Eastern Pacific ranking
4 of 13 countries ▲ 5


IUU score trends
2021 - 2023 change ▲ 0.20



Note: Higher scores, and ranks closer to 1, indicate worse/poor performance. Green or red arrows show change in 2023 compared to 2021.

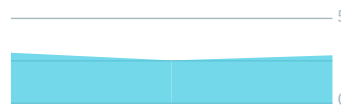
2023 IUU Score

2.45




2.86 Coastal
1.71 Flag
2.94 Port
2.58 General


Coastal score trends ▲ 0.29




Port score trends ▲ 0.16



Flag score trends ▲ 0.25



General score trends ▲ 0.12



Coastal score **2.86** ▲ 0.29

Coastal score by vulnerability **3.50** - 0

Related Indicators	2023	2021	2021-2023 change	2019
Size of EEZ	4.0	4.0	- 0	4.0
Agreement over all maritime boundaries	5.0*	5.0	- 0	5.0
Dependency on fish for protein	1.0	1.0	- 0	1.0
Authorise foreign vessels to operate in EEZ	not available	not available		not available

* indicates that scores from the 2021 version of the Index have been used due to 2023 data not being available

Coastal score by prevalence **2.60** - 0

Has MSC-certified fisheries	5.0	5.0	- 0	5.0
Views of MCS practitioners on coastal compliance incidents	1.0	1.0	- 0	3.0

Coastal score by response **2.60** ▲ 0.80

Coastal State is contracting party or cooperating non-contracting party to all relevant RFMOs	5.0	3.0	▲ 2.0	3.0
Operate a national VMS/FMC centre	1.0*	1.0	- 0	1.0

* indicates that scores from the 2021 version of the Index have been used due to 2023 data not being available



Flag score 1.71 ▲ 0.25

Flag score by vulnerability 1.50 – 0

Related Indicators	2023	2021	2021-2023 change	2019
Distant water vessels on RFMO RAVs	2.0	2.0	– 0	2.0
Distant water vessels under several RFMOs	1.0	1.0	– 0	1.0

Flag score by prevalence 2.00 ▲ 1.00

Vessels on IUU lists	4.0	1.0	▲ 3.0	1.0
View of fisheries observers on flag state compliance incidents	1.0	1.0	– 0	1.0
Views of MCS practitioners on flag state compliance incidents	1.0	1.0	– 0	1.0

Flag score by response 1.56 ▼ 0.33

Accepted FAO Compliance Agreement	5.0	5.0	– 0	5.0
Registered vessels with foreign or unknown ownership	2.0	2.0	– 0	not available
Provision of vessel data for inclusion in Global Record	1.0	1.0	– 0	1.0
Compliance with RFMO flag state obligations	1.0	2.0	▼ 1.0	not applicable
Flag State is contracting party or cooperating non-contracting party to all relevant RFMOs	1.0	1.0	– 0	1.0

Indicator “Authorised vessel data provided to FAO HSVAR” used in 2019 has changed to “Registered vessels with foreign or unknown ownership” since 2021.

Port score 2.94 ▲ 0.16

Port score by vulnerability 4.00 – 0

Related Indicators	2023	2021	2021-2023 change	2019
Number of fishing ports	3.0	3.0	– 0	3.0
Port visits by foreign fishing or carrier vessels	5.0*	5.0	– 0	5.0

Port score by prevalence 1.00 ▲ 0.50

Views of MCS practitioners on port compliance incidents	1.0	1.0	– 0	1.0
View of fisheries observers on port compliance incidents	2.0	1.0	▲ 1.0	1.0

* Indicates that scores from the 2021 version of the Index have been used due to 2023 data not being available



Port score by response 3.50 – 0

Related Indicators	2023	2021	2019-2021 change	2019
Party to the PSMA	5.0	5.0	– 0	5.0
Designated ports specified for entry by foreign vessels	5.0	5.0	– 0	not applicable
Compliance with RFMO port state obligations	1.0	1.0	– 0	not applicable

General score 2.58 ▲ 0.12

General score by vulnerability 2.78 ▲ 0.11

Related Indicators	2023	2021	2019-2021 change	2019
Trade balance for fisheries products	4.0	3.0	▲ 1.0	3.0
Share of global imports	1.0	1.0	– 0	1.0
Perception of levels of corruption	4.0	4.0	– 0	4.0
Gross national income per capita	3.0	3.0	– 0	3.0
Volume of catches	1.0	1.0	– 0	1.0

General score by prevalence 1.00 – 0

Carded' under the EU IUU Regulation	1.0	1.0	– 0	1.0
Identified' by NOAA for IUU fishing	1.0	1.0	– 0	1.0
Mentions of IUU fishing in media reports	1.0	1.0	– 0	1.0

General score by response 3.75 ▲ 0.25

Mandatory vessel tracking for commercial seagoing fleet	not available*	not available		not available
Demand for MSC products	5.0	5.0	– 0	5.0
Ratification/accession of UNCLOS Convention	5.0	5.0	– 0	5.0
Ratification/accession of UNFSA	5.0	5.0	– 0	5.0
Mentions in media reports to combatting IUU fishing	2.0	3.0	▼ 1.0	4.0
Have a NPOA-IUU	not available*	not available		not available
Market State is contracting party or cooperating non-contracting party to relevant RFMOs	3.0	1.0	▲ 2.0	1.0

* indicates that scores from the 2021 version of the Index have been used due to 2023 data not being available