

2023 Country profile

Angola


World ranking
73 of 152 countries ▼ 36

Africa
25 of 38 countries ▼ 11

East Atlantic ranking
19 of 41 countries ▼ 9

2023
IUU
Score

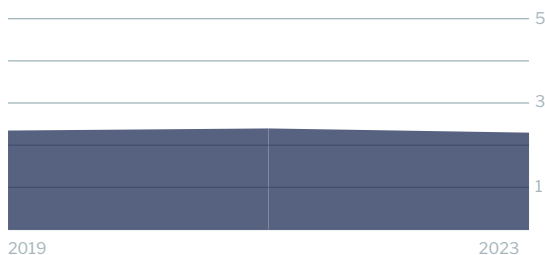
2.29



3.06 **2.10** **1.78** **2.33**
Coastal Flag Port General

IUU score trends

2021 - 2023 change ▼ 0.13




Coastal score trends ▲ 0.37




Port score trends ▼ 1.50



Flag score trends ▲ 0.27



General score trends ▲ 0.10



Note: Higher scores, and ranks closer to 1, indicate worse/poor performance. Green or red arrows show change in 2023 compared to 2021.

Coastal score **3.06** ▲ 0.37

Coastal score by vulnerability **4.17** – 0

Related Indicators	2023	2021	2021-2023 change	2019
Size of EEZ	4.0	4.0	– 0	4.0
Agreement over all maritime boundaries	5.0	5.0	– 0	5.0
Dependency on fish for protein	2.0	2.0	– 0	2.0
Authorise foreign vessels to operate in EEZ	5.0	5.0	– 0	5.0

Coastal score by prevalence **3.80** ▲ 1.20

Has MSC-certified fisheries	5.0	5.0	– 0	5.0
Views of MCS practitioners on coastal compliance incidents	3.0	1.0	▲ 2.0	1.0

Coastal score by response **1.00** – 0

Coastal State is contracting party or cooperating non-contracting party to all relevant RFMOs	1.0	1.0	– 0	1.0
Operate a national VMS/FMC centre	1.0	1.0	– 0	not available

Flag score 2.10 ▲ 0.27


Flag score by vulnerability 1.00 – 0


Related Indicators	2023	2021	2021-2023 change	2019
Distant water vessels on RFMO RAVs	1.0	1.0	– 0	1.0
Distant water vessels under several RFMOs	not applicable	1.0		1.0

Flag score by prevalence 1.67 – 0

Vessels on IUU lists	3.0	3.0	– 0	1.0
View of fisheries observers on flag state compliance incidents	1.0	1.0	– 0	1.0
Views of MCS practitioners on flag state compliance incidents	1.0	1.0	– 0	1.0

Flag score by response 2.89 ▲ 0.33

Accepted FAO Compliance Agreement	1.0	1.0	– 0	1.0
Registered vessels with foreign or unknown ownership 	4.0	4.0	– 0	5.0
Provision of vessel data for inclusion in Global Record	5.0	5.0	– 0	5.0
Compliance with RFMO flag state obligations	3.0	2.0	▲ 1.0	3.0
Flag State is contracting party or cooperating non-contracting party to all relevant RFMOs	1.0	1.0	– 0	1.0

 Indicator “Authorised vessel data provided to FAO HSVAR” used in 2019 has changed to “Registered vessels with foreign or unknown ownership” since 2021.

Port score 1.78 ▼ 1.50

Port score by vulnerability 4.50 ▲ 0.50

Related Indicators	2023	2021	2021-2023 change	2019
Number of fishing ports	4.0	3.0	▲ 1.0	3.0
Port visits by foreign fishing or carrier vessels	5.0	5.0	– 0	5.0

Port score by prevalence 1.00 – 0

Views of MCS practitioners on port compliance incidents	1.0	1.0	– 0	1.0
View of fisheries observers on port compliance incidents	1.0	1.0	– 0	1.0



Port score by response 1.00 ▼ 3.63

Related Indicators	2023	2021	2019-2021 change	2019
Party to the PSMA	1.0	5.0	▼ 4.0	5.0
Designated ports specified for entry by foreign vessels	1.0	5.0	▼ 4.0	not applicable
Compliance with RFMO port state obligations	1.0	4.0	▼ 3.0	1.0

General score 2.33 ▲ 0.10

General score by vulnerability 3.22 ▲ 0.33

Related Indicators	2023	2021	2019-2021 change	2019
Trade balance for fisheries products	2.0	3.0	▼ 1.0	3.0
Share of global imports	1.0	1.0	— 0	1.0
Perception of levels of corruption	4.0	4.0	— 0	5.0
Gross national income per capita	5.0	4.0	▲ 1.0	4.0
Volume of catches	2.0	1.0	▲ 1.0	2.0

General score by prevalence 1.00 — 0

Carded' under the EU IUU Regulation	1.0	1.0	— 0	1.0
Identified' by NOAA for IUU fishing	1.0	1.0	— 0	1.0
Mentions of IUU fishing in media reports	1.0	1.0	— 0	2.0

General score by response 2.43 — 0

Mandatory vessel tracking for commercial seagoing fleet	1.0	1.0	— 0	1.0
Demand for MSC products	5.0	5.0	— 0	5.0
Ratification/accession of UNCLOS Convention	1.0	1.0	— 0	1.0
Ratification/accession of UNFSA	5.0	5.0	— 0	5.0
Mentions in media reports to combatting IUU fishing	5.0	5.0	— 0	4.0
Have a NPOA-IUU	1.0	1.0	— 0	not available
Market State is contracting party or cooperating non-contracting party to relevant RFMOs	1.0	1.0	— 0	1.0